

School Report Card 2018 - 2019

For more detailed information, please visit <https://msrc.mdek12.org>.



S V Marshall Elementary School

Holmes Consolidated School District



12572 Highway 12
Lexington, MS 39169



Natasha Simmons
natasha.simmons@holmesccsd.org

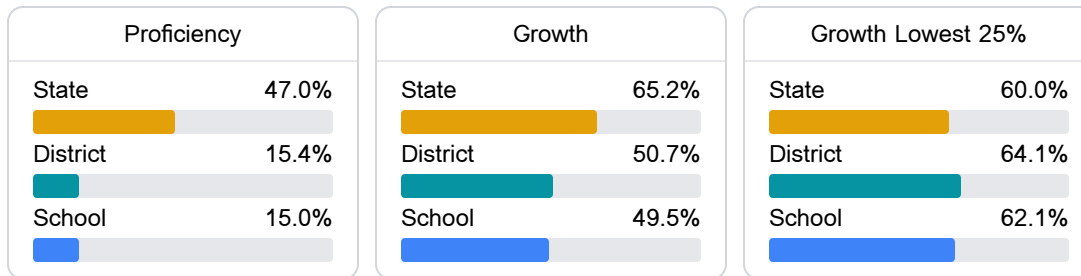
Identified for **Additional Targeted Support and Improvement**

School Accountability Grade Components

Mississippi's accountability system assigns "A" through "F" letter grades for schools and districts. Grades are based on student achievement, student growth, student participation in testing, and other academic measures.

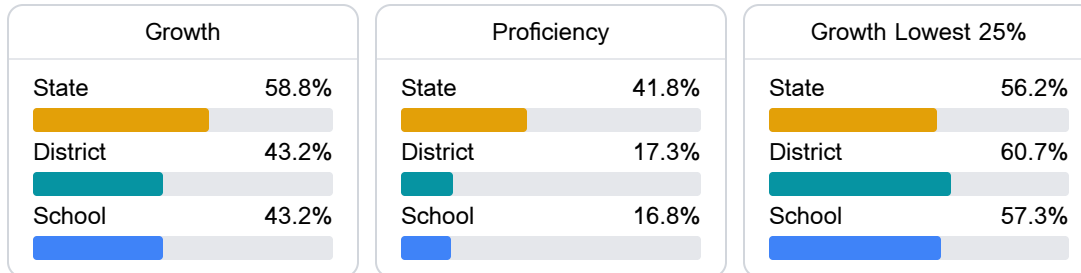
Math

Measurements of student performance on the statewide math assessment.



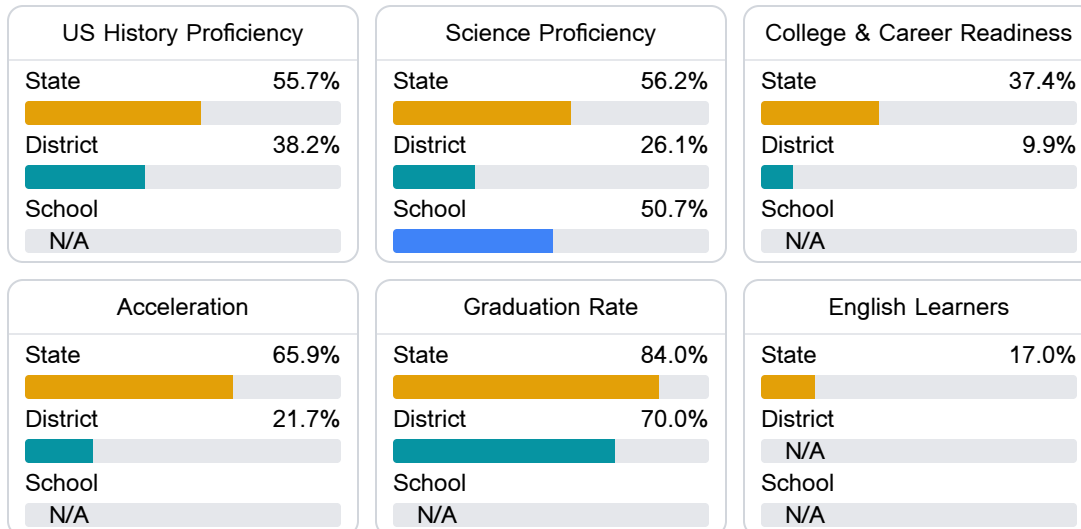
English

Measurements of student performance on the statewide English language arts (ELA) assessment.



Other Measures

Other measurements of student performance that factor into the accountability grade.



Teacher Data

45.4

Teachers



56.4%

Experienced Teachers

35.0%

Provisional Teachers

75.8%

In-Field Teachers

Detailed Assessment and Other Data

Student Performance

The following information shows each level of student performance on statewide assessments.

Math

Level 1	Level 2	Level 3	Level 4	Level 5
State 5.6%	State 17.7%	State 31.2%	State 31.3%	State 14.1%
District 11-20%	District 31-40%	District 31-40%	District 11-20%	District 0-10%
School 11-20%	School 31-40%	School 31-40%	School 11-20%	School 0-10%
Minimal	Basic	Passing	Proficient	Advanced

English

Level 1	Level 2	Level 3	Level 4	Level 5
State 6.8%	State 19.6%	State 33.5%	State 28.9%	State 11.2%
District 11-20%	District 31-40%	District 31-40%	District 11-20%	District 0-10%
School 11-20%	School 31-40%	School 31-40%	School 11-20%	School 0-10%
Minimal	Basic	Passing	Proficient	Advanced

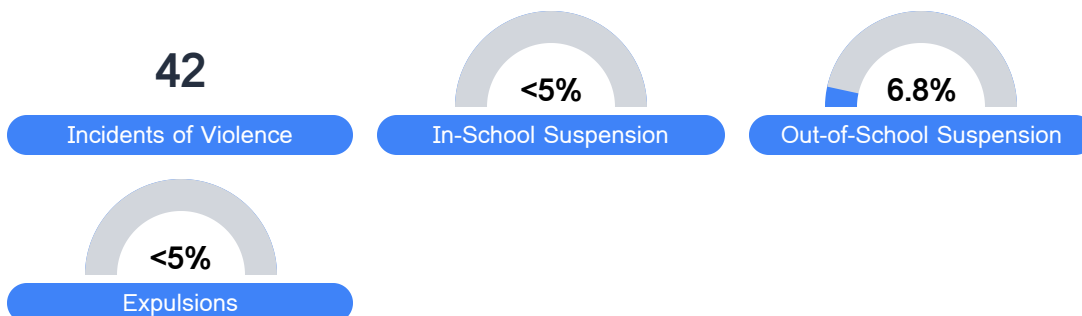
Science

Level 1	Level 2	Level 3	Level 4	Level 5
State 10.3%	State 13.6%	State 23.4%	State 36.0%	State 16.7%
District 21-30%	District 21-30%	District 21-30%	District 21-30%	District 0-10%
School 21-30%	School 21-30%	School 21-30%	School 21-30%	School 0-10%
Minimal	Basic	Passing	Proficient	Advanced

Student Assessment Participation



Discipline



* Source: 2017-2018 Civil Rights Data Collection

Other Data



<5%

Chronic Absenteeism



\$8,038.03

Per-Pupil Expenditure