



William Dean Jr Elementary School

Holmes Consolidated School District



96 Rockport Road
Lexington, MS 39095



BRIDGETT WHEATON
bking@holmesccsd.org

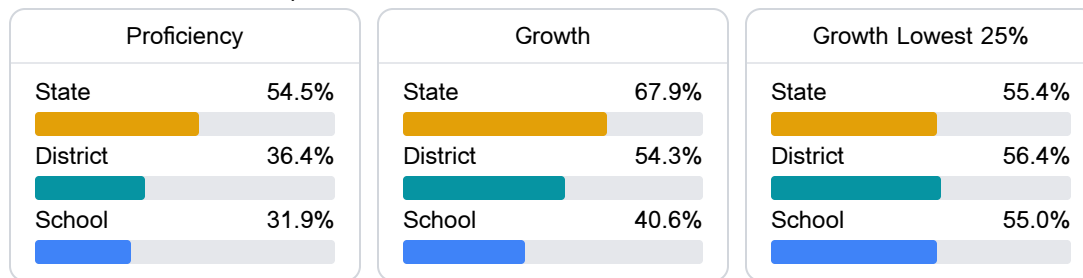
Identified for **Comprehensive Support and Improvement**

School Accountability Grade Components

Mississippi's accountability system assigns "A" through "F" letter grades for schools and districts. Grades are based on student achievement, student growth, student participation in testing, and other academic measures.

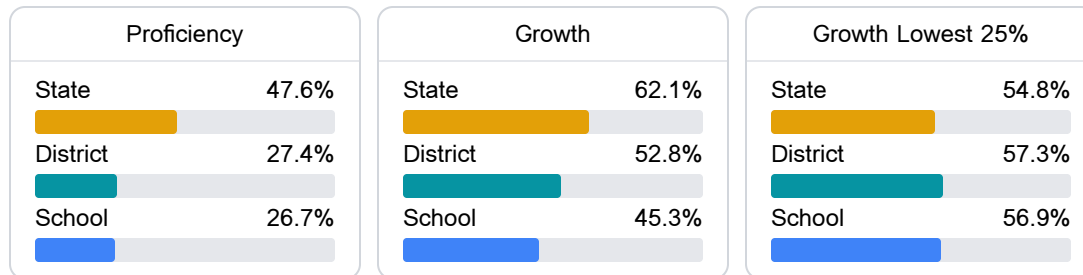
Math

Measurements of student performance on the statewide math assessment.



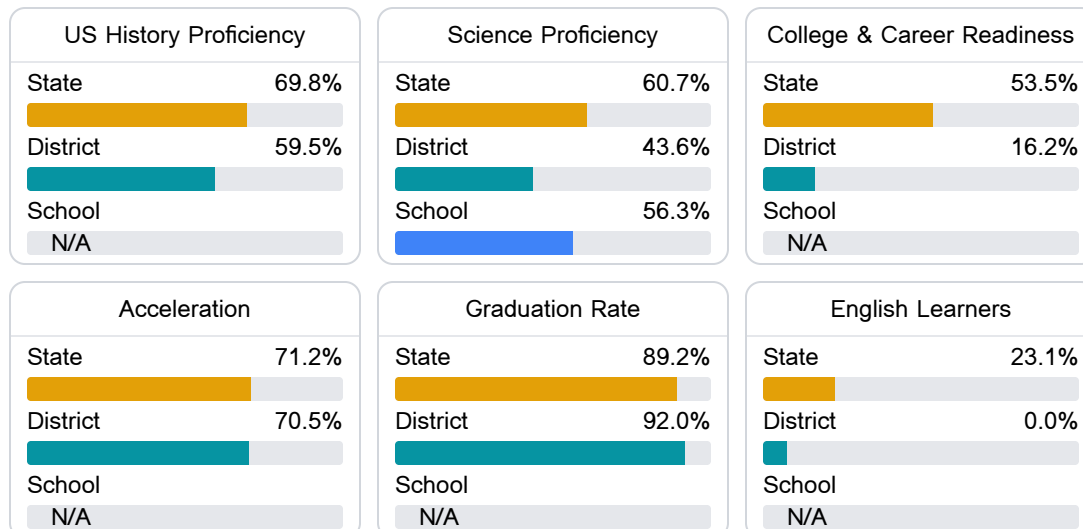
English

Measurements of student performance on the statewide English language arts (ELA) assessment.



Other Measures

Other measurements of student performance that factor into the accountability grade.



Detailed Assessment and Other Data

Student Performance

The following information shows each level of student performance on statewide assessments.

Math

Level 1		Level 2		Level 3		Level 4		Level 5	
State	0-10%	State	11-20%	State	21-30%	State	31-40%	State	11-20%
District	7.0%	District	25.4%	District	33.5%	District	27.5%	District	6.6%
School	7.5%	School	23.4%	School	38.8%	School	18.9%	School	11.4%
Minimal		Basic		Passing		Proficient		Advanced	

English

Level 1		Level 2		Level 3		Level 4		Level 5	
State	8.8%	State	16.5%	State	29.4%	State	29.5%	State	15.9%
District	11-20%	District	21-30%	District	31-40%	District	11-20%	District	0-10%
School	11-20%	School	21-30%	School	21-30%	School	21-30%	School	0-10%
Minimal		Basic		Passing		Proficient		Advanced	

Science

Level 1		Level 2		Level 3		Level 4		Level 5	
State	12.3%	State	11.8%	State	20.1%	State	33.9%	State	21.9%
District	24.7%	District	21.5%	District	21.7%	District	21.9%	District	10.2%
School	11.8%	School	11.8%	School	29.4%	School	29.4%	School	17.7%
Minimal		Basic		Passing		Proficient		Advanced	

Student Assessment Participation



Other Data



27.0 %

Chronic Absenteeism