

S V Marshall Middle School

Holmes Consolidated School District

12572 Highway 12
Lexington, MS 39095

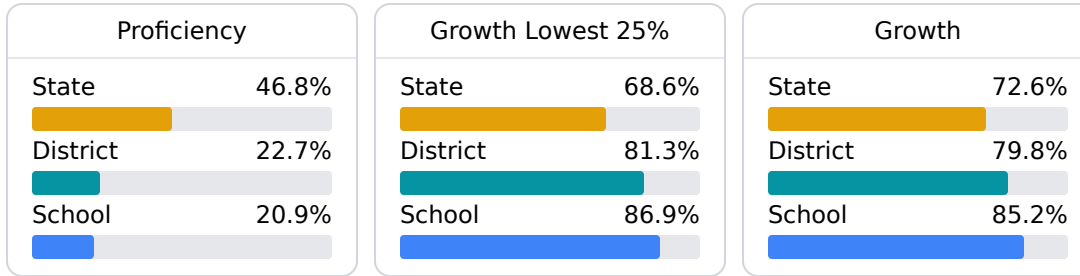
Jessica Johnson
jessica.johnson@holmesccsd.org

School Accountability Grade Components

Mississippi's accountability system assigns "A" through "F" letter grades for schools and districts. Grades are based on student achievement, student growth, student participation in testing, and other academic measures. COVID - 19 pandemic disruptions continue to be reflected in 2021 - 2022 accountability data, particularly growth data.

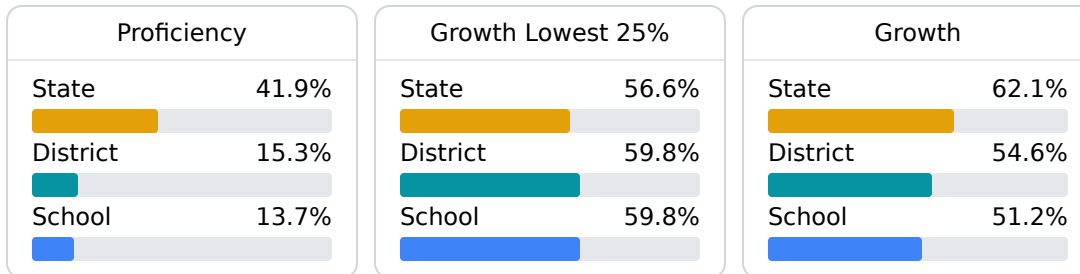
Math

Measurements of student performance on the statewide math assessment.



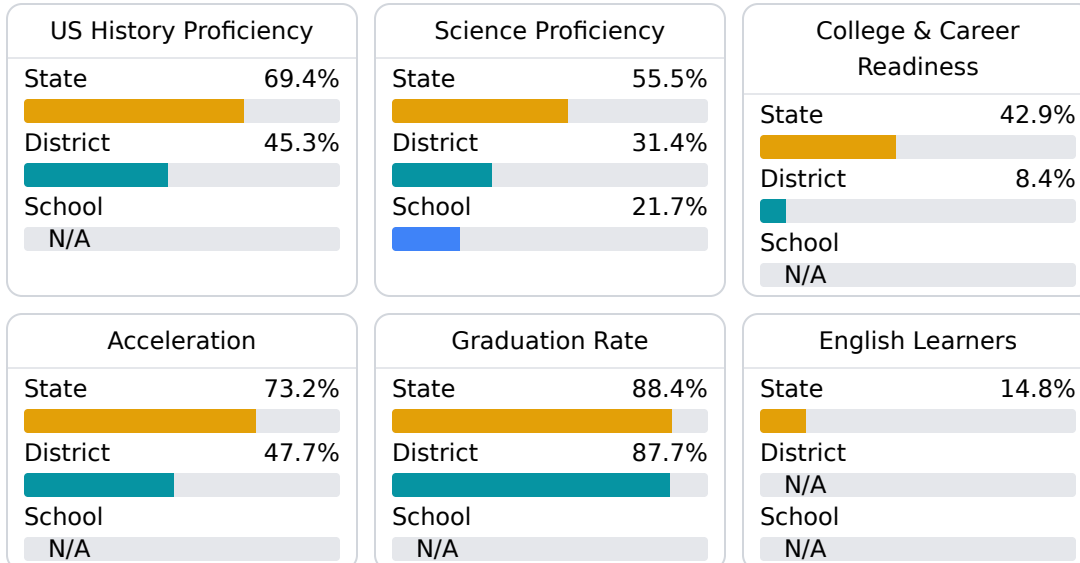
English

Measurements of student performance on the statewide English language arts (ELA) assessment.



Other Measures

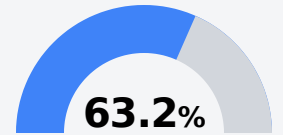
Other measurements of student performance that factor into the accountability grade.



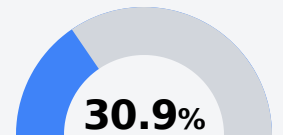
Teacher Data

29.4

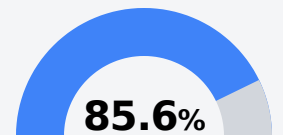
Teachers



Experienced Teachers



Provisional Teachers



In-Field Teachers

Detailed Assessment and Other Data

Student Performance

The following information shows each level of student performance on statewide assessments.

Math

| Level 1 | Level 2 | Level 3 | Level 4 | Level 5 |
|-----------------|-----------------|-----------------|-----------------|----------------|
| State 7.0% | State 19.3% | State 27.3% | State 31.5% | State 15.0% |
| District 11-20% | District 31-40% | District 21-30% | District 11-20% | District 0-10% |
| School 11-20% | School 31-40% | School 31-40% | School 11-20% | School 0-10% |
| Minimal | Basic | Passing | Proficient | Advanced |

English

| Level 1 | Level 2 | Level 3 | Level 4 | Level 5 |
|-----------------|-----------------|-----------------|-----------------|----------------|
| State 8.6% | State 18.9% | State 31.3% | State 29.1% | State 12.1% |
| District 21-30% | District 31-40% | District 31-40% | District 11-20% | District 0-10% |
| School 21-30% | School 21-30% | School 31-40% | School 11-20% | School 0-10% |
| Minimal | Basic | Passing | Proficient | Advanced |

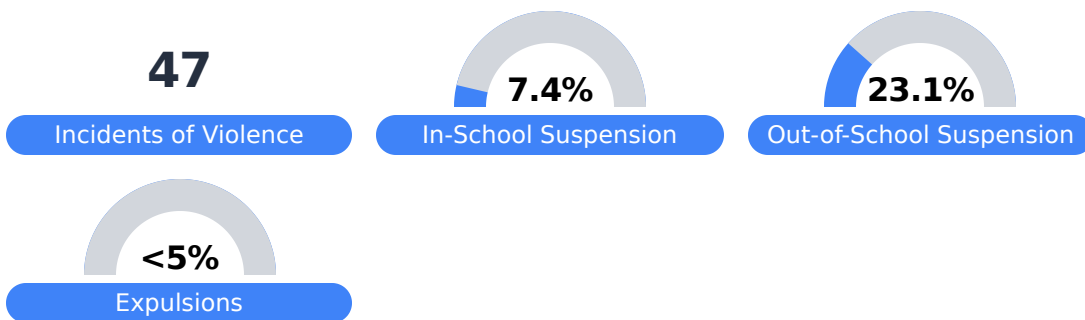
Science

| Level 1 | Level 2 | Level 3 | Level 4 | Level 5 |
|-----------------|-----------------|-----------------|-----------------|----------------|
| State 11.0% | State 12.4% | State 22.5% | State 34.7% | State 19.4% |
| District 21-30% | District 11-20% | District 21-30% | District 21-30% | District 0-10% |
| School 21-30% | School 21-30% | School 21-30% | School 11-20% | School 0-10% |
| Minimal | Basic | Passing | Proficient | Advanced |

Student Assessment Participation



Discipline



Other Data



28.1%

Chronic Absenteeism



\$11,291.03

Per-Pupil Expenditure