



## Holmes County Central High School

Holmes Consolidated School District



9749 Brozville Road  
Lexington, MS 39095



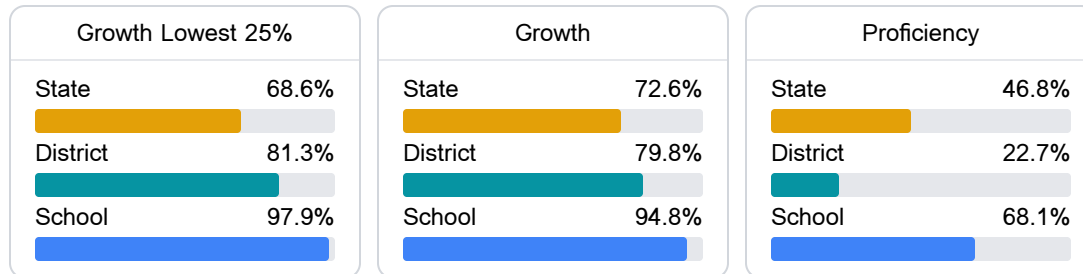
Antwayn Patrick  
apatrik@holmesccsd.org

### School Accountability Grade Components

Mississippi's accountability system assigns "A" through "F" letter grades for schools and districts. Grades are based on student achievement, student growth, student participation in testing, and other academic measures. COVID - 19 pandemic disruptions continue to be reflected in 2021 - 2022 accountability data, particularly growth data.

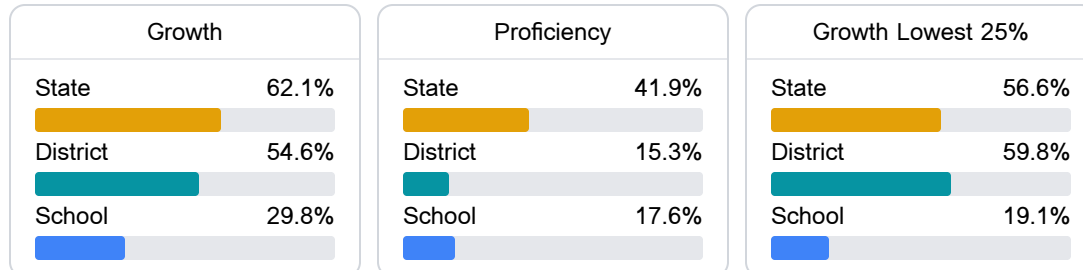
#### Math

Measurements of student performance on the statewide math assessment.



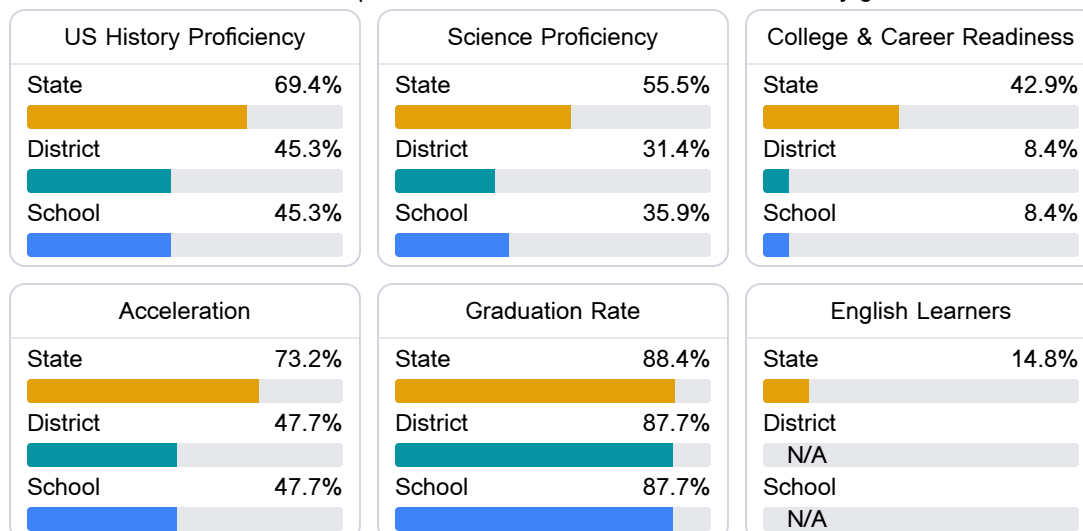
#### English

Measurements of student performance on the statewide English language arts (ELA) assessment.



#### Other Measures

Other measurements of student performance that factor into the accountability grade.



### Teacher Data

59.1

Teachers



70.1%

Experienced Teachers

9.1%

Provisional Teachers

87.7%

In-Field Teachers

## Detailed Assessment and Other Data

## Student Performance

The following information shows each level of student performance on statewide assessments.

## Math

Level 1		Level 2		Level 3		Level 4		Level 5	
State	7.0%	State	19.3%	State	27.3%	State	31.5%	State	15.0%
District	11-20%	District	31-40%	District	21-30%	District	11-20%	District	0-10%
School	0-10%	School	11-20%	School	21-30%	School	51-60%	School	0-10%
Minimal		Basic		Passing		Proficient		Advanced	

## English

Level 1		Level 2		Level 3		Level 4		Level 5	
State	8.6%	State	18.9%	State	31.3%	State	29.1%	State	12.1%
District	21-30%	District	31-40%	District	31-40%	District	11-20%	District	0-10%
School	11-20%	School	21-30%	School	31-40%	School	11-20%	School	0-10%
Minimal		Basic		Passing		Proficient		Advanced	

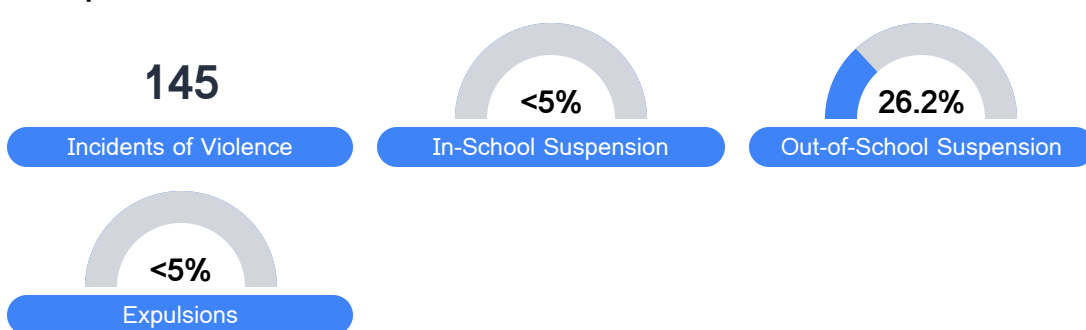
## Science

Level 1		Level 2		Level 3		Level 4		Level 5	
State	11.0%	State	12.4%	State	22.5%	State	34.7%	State	19.4%
District	21-30%	District	11-20%	District	21-30%	District	21-30%	District	0-10%
School	21-30%	School	11-20%	School	11-20%	School	21-30%	School	0-10%
Minimal		Basic		Passing		Proficient		Advanced	

## Student Assessment Participation



## Discipline



## Other Data



51.4 %

Chronic Absenteeism



\$14,321.00

Per-Pupil Expenditure



67.6 %

Post-Secondary Enrollment



47.6%

Advanced Course Participation