



Holmes County Central High School

Holmes Consolidated School District



9749 Brozville Road
Lexington, MS 39095



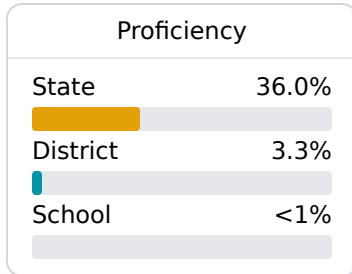
Antwayn Patrick
apatrick@holmesccsd.org

School Accountability Grade Components

Mississippi's accountability system assigns "A" through "F" letter grades for schools and districts. Grades are based on student achievement, student growth, student participation in testing, and other academic measures. COVID - 19 pandemic disruptions continue to be reflected in 2021 - 2022 accountability data, particularly growth data.

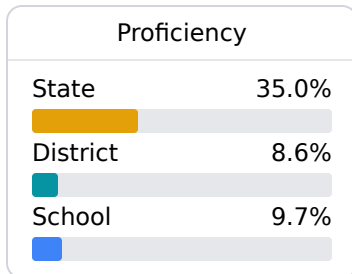
Math

Measurements of student performance on the statewide math assessment.



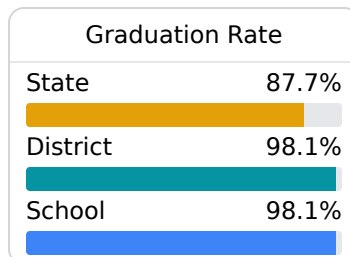
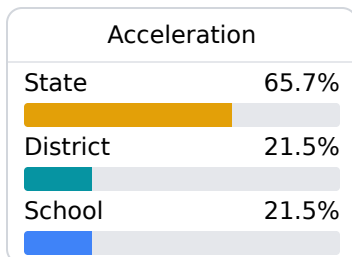
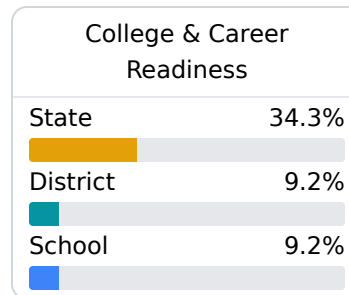
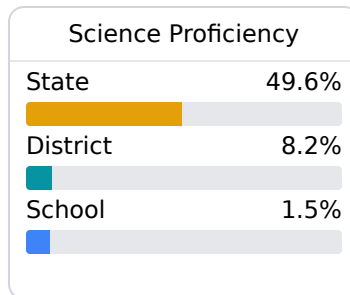
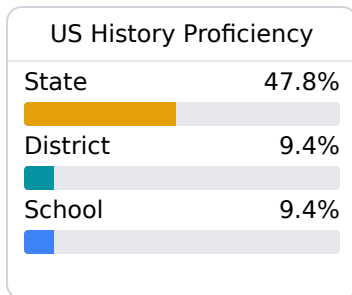
English

Measurements of student performance on the statewide English language arts (ELA) assessment.



Other Measures

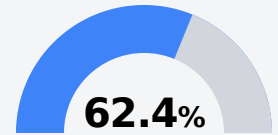
Other measurements of student performance that factor into the accountability grade.



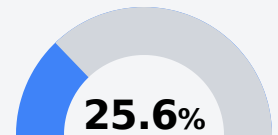
Teacher Data

66.2

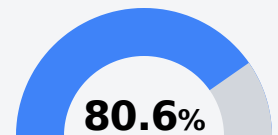
Teachers



Experienced Teachers



Provisional Teachers



In-Field Teachers

Detailed Assessment and Other Data

Student Performance

The following information shows each level of student performance on statewide assessments.

Math

Level 1	Level 2	Level 3	Level 4	Level 5
State 11.6%	State 24.2%	State 29.5%	State 24.8%	State 9.9%
District 41-50%	District 31-40%	District 11-20%	District 0-10%	District 0-10%
School 9.2%	School 51.3%	School 33.9%	School 5.6%	School N/A
Minimal	Basic	Passing	Proficient	Advanced

English

Level 1	Level 2	Level 3	Level 4	Level 5
State 10.8%	State 23.1%	State 31.8%	State 24.6%	State 9.7%
District 31-40%	District 31-40%	District 21-30%	District 0-10%	District 0-10%
School 41-50%	School 21-30%	School 11-20%	School 0-10%	School 0-10%
Minimal	Basic	Passing	Proficient	Advanced

Science

Level 1	Level 2	Level 3	Level 4	Level 5
State 13.8%	State 14.5%	State 23.4%	State 32.7%	State 15.7%
District 31-40%	District 21-30%	District 21-30%	District 0-10%	District 0-10%
School 41-50%	School 21-30%	School 11-20%	School 0-10%	School 0-10%
Minimal	Basic	Passing	Proficient	Advanced

Student Assessment Participation



Discipline

* Source: 2017-2018 Civil Rights Data Collection

Other Data



56.8%

Chronic Absenteeism



\$11,920.20

Per-Pupil Expenditure



67.8%

Post-Secondary Enrollment



31.7%

Advanced Course Participation