

Clinton Jr High School

Clinton Public School District

711 Lakeview Drive ..
Clinton, MS 39056

IVORY GRAY
igray@clintonpublicschools.com

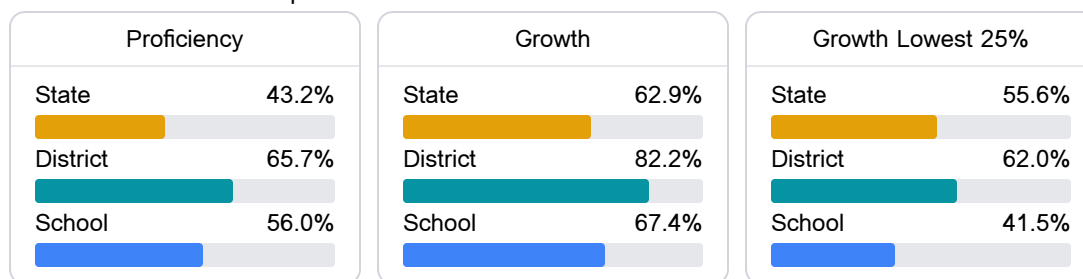
Identified for Targeted Support and Improvement

School Accountability Grade Components

Mississippi's accountability system assigns "A" through "F" letter grades for schools and districts. Grades are based on student achievement, student growth, student participation in testing, and other academic measures.

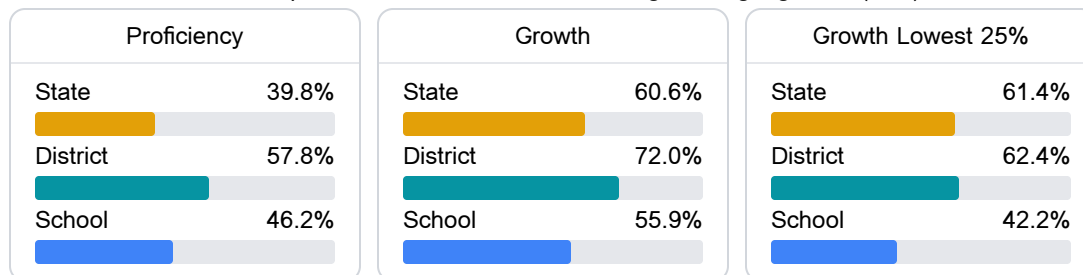
Math

Measurements of student performance on the statewide math assessment.



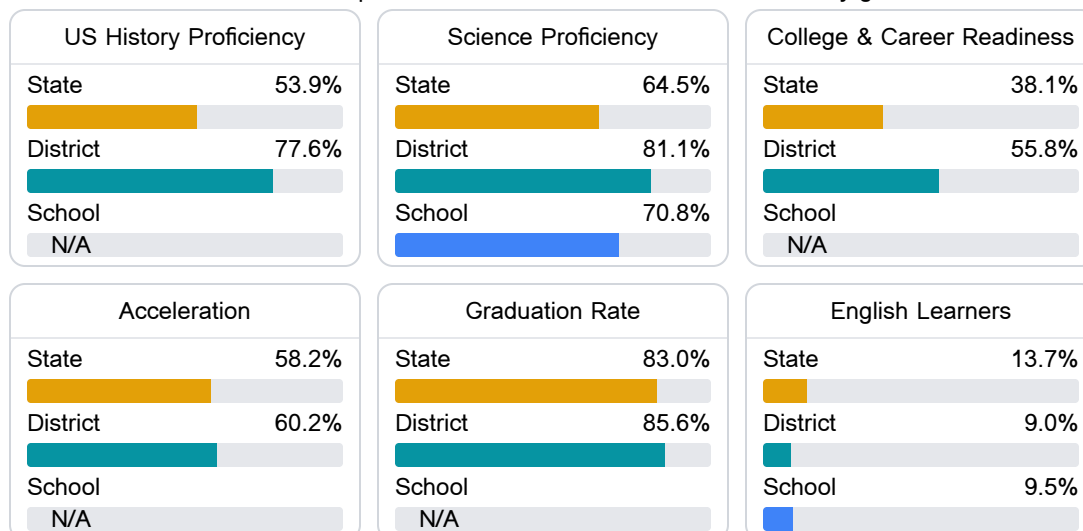
English

Measurements of student performance on the statewide English language arts (ELA) assessment.



Other Measures

Other measurements of student performance that factor into the accountability grade.



Teacher Data

48.4

Teachers



77.9%

Experienced Teachers

3.8%

Provisional Teachers

95.6%

In-Field Teachers

Detailed Assessment and Other Data

Student Performance

The following information shows each level of student performance on statewide assessments.

Math

Level 1		Level 2		Level 3		Level 4		Level 5	
State	6.8%	State	20.9%	State	30.5%	State	29.9%	State	11.9%
District	0-10%	District	0-10%	District	21-30%	District	31-40%	District	21-30%
School	6.4%	School	15.6%	School	22.5%	School	35.0%	School	20.6%
Minimal		Basic		Passing		Proficient		Advanced	

English

Level 1		Level 2		Level 3		Level 4		Level 5	
State	7.4%	State	20.4%	State	33.7%	State	29.0%	State	9.4%
District	0-10%	District	11-20%	District	21-30%	District	31-40%	District	11-20%
School	8.0%	School	15.0%	School	31.3%	School	29.2%	School	16.5%
Minimal		Basic		Passing		Proficient		Advanced	

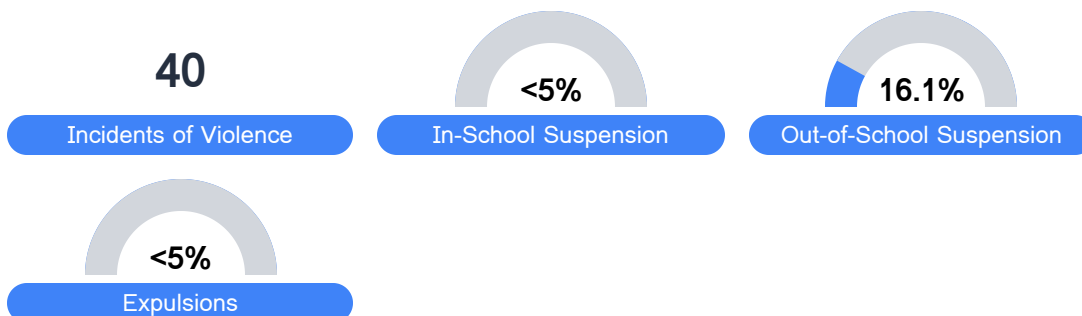
Science

Level 1		Level 2		Level 3		Level 4	
State	13.6%	State	24.0%	State	20.7%	State	20.7%
District	6.4%	District	15.7%	District	33.7%	District	33.7%
School	13.9%	School	15.2%	School	30.6%	School	30.6%
Minimal		Basic		Proficient		Advanced	

Student Assessment Participation



Discipline



Expulsions

* Source: 2017-2018 Civil Rights Data Collection

Other Data



16.1 %

Chronic Absenteeism



\$7,295.80

Per-Pupil Expenditure



<5%

Advanced Course Participation