



## Clinton High School

Clinton Public School District



401 Arrow Drive  
Clinton, MS 39056



BRIAN FORTENBERRY  
bfortenberry@clintonpublicschools.com

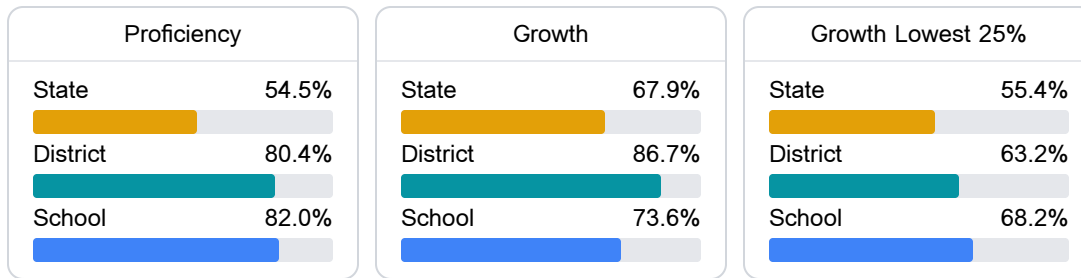
Identified for **Additional Targeted Support and Improvement**

### School Accountability Grade Components

Mississippi's accountability system assigns "A" through "F" letter grades for schools and districts. Grades are based on student achievement, student growth, student participation in testing, and other academic measures.

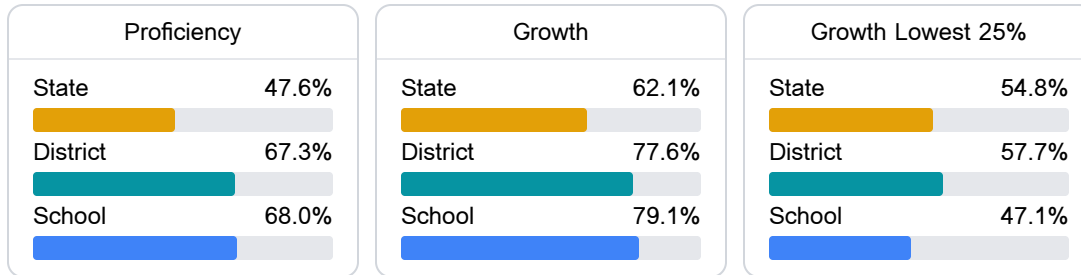
#### Math

Measurements of student performance on the statewide math assessment.



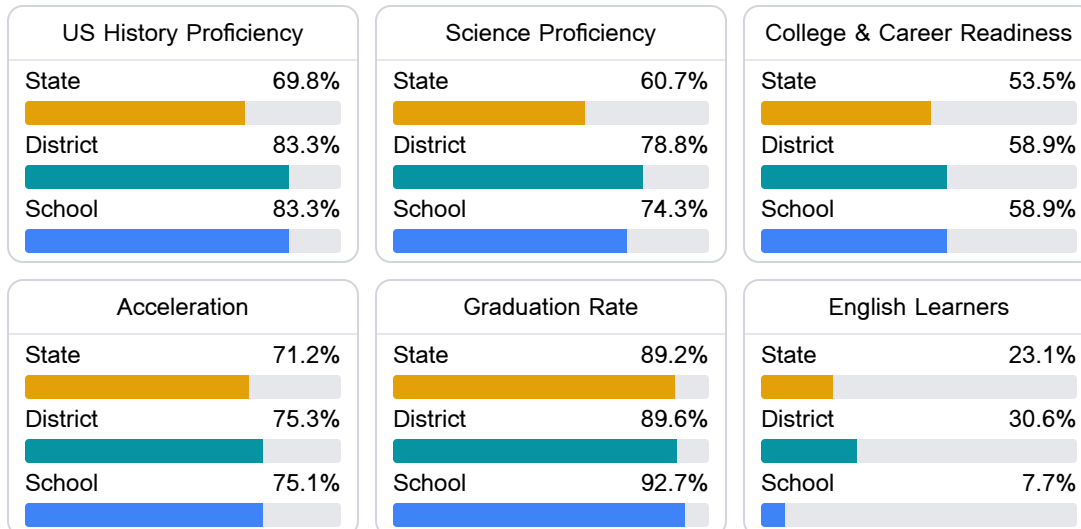
#### English

Measurements of student performance on the statewide English language arts (ELA) assessment.



#### Other Measures

Other measurements of student performance that factor into the accountability grade.



## Detailed Assessment and Other Data

### Student Performance

The following information shows each level of student performance on statewide assessments.

#### Math

Level 1		Level 2		Level 3		Level 4		Level 5	
State	0-10%	State	11-20%	State	21-30%	State	31-40%	State	11-20%
District	0-10%	District	0-10%	District	11-20%	District	31-40%	District	41-50%
School	N/A	School	16.3%	School	36.7%	School	40.8%	School	6.1%
Minimal		Basic		Passing		Proficient		Advanced	

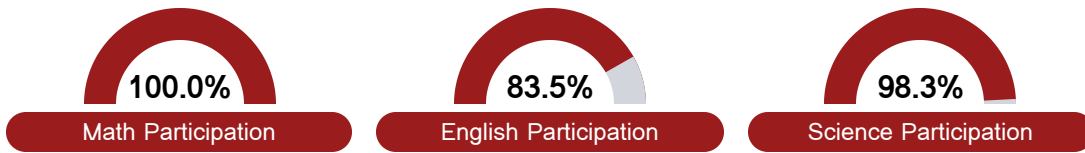
#### English

Level 1		Level 2		Level 3		Level 4		Level 5	
State	8.8%	State	16.5%	State	29.4%	State	29.5%	State	15.9%
District	0-10%	District	0-10%	District	21-30%	District	31-40%	District	31-40%
School	6.8%	School	11.7%	School	20.5%	School	28.0%	School	33.0%
Minimal		Basic		Passing		Proficient		Advanced	

#### Science

Level 1		Level 2		Level 3		Level 4		Level 5	
State	12.3%	State	11.8%	State	20.1%	State	33.9%	State	21.9%
District	0-10%	District	0-10%	District	11-20%	District	31-40%	District	31-40%
School	31-40%	School	31-40%	School	21-30%	School	0-10%	School	0-10%
Minimal		Basic		Passing		Proficient		Advanced	

### Student Assessment Participation



### Other Data



26.0%

Chronic Absenteeism