



Wingfield High School

Jackson Public School District



1985 SCANLON DRIVE
Jackson, MS 39204



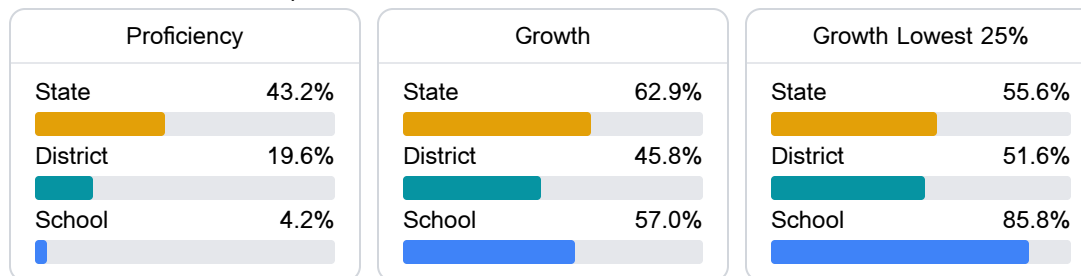
Identified for **Comprehensive Support and Improvement**

School Accountability Grade Components

Mississippi's accountability system assigns "A" through "F" letter grades for schools and districts. Grades are based on student achievement, student growth, student participation in testing, and other academic measures.

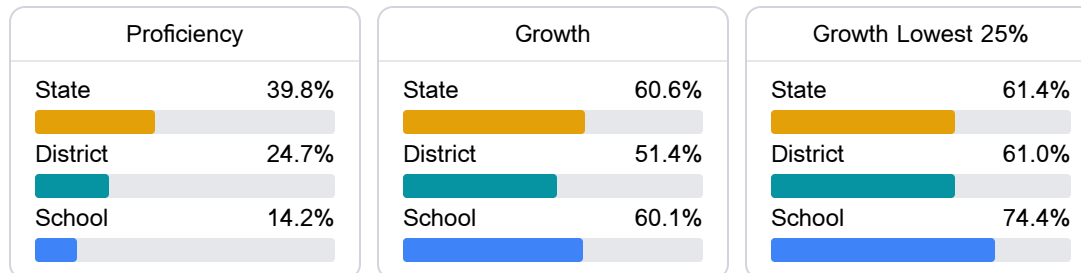
Math

Measurements of student performance on the statewide math assessment.



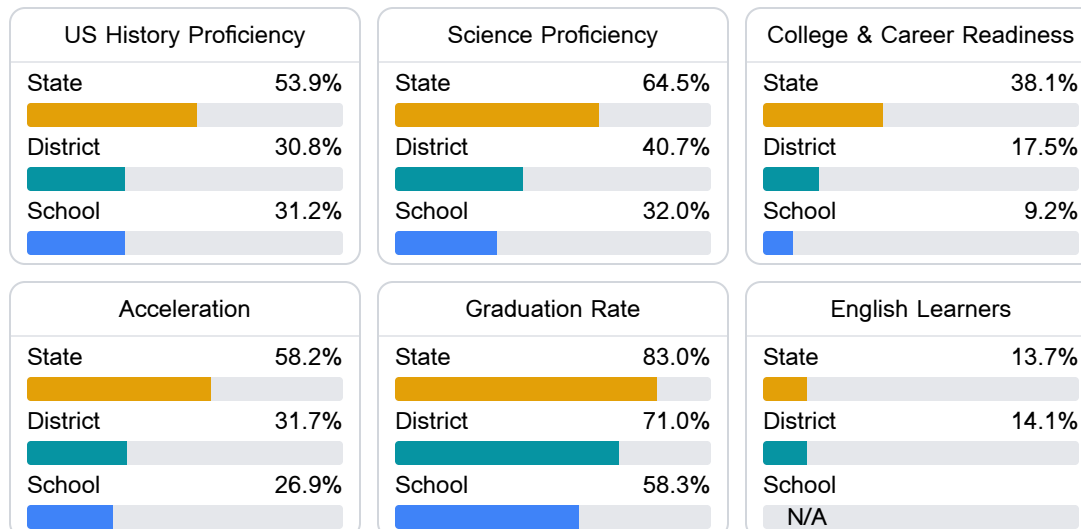
English

Measurements of student performance on the statewide English language arts (ELA) assessment.



Other Measures

Other measurements of student performance that factor into the accountability grade.



Teacher Data

57.9

Teachers



72.8%

Experienced Teachers

22.8%

Provisional Teachers

81.9%

In-Field Teachers

Detailed Assessment and Other Data

Student Performance

The following information shows each level of student performance on statewide assessments.

Math

Level 1	Level 2	Level 3	Level 4	Level 5
State 6.8%	State 20.9%	State 30.5%	State 29.9%	State 11.9%
District 11-20%	District 31-40%	District 21-30%	District 11-20%	District 0-10%
School 0-10%	School 51-60%	School 21-30%	School 0-10%	School N/A
Minimal	Basic	Passing	Proficient	Advanced

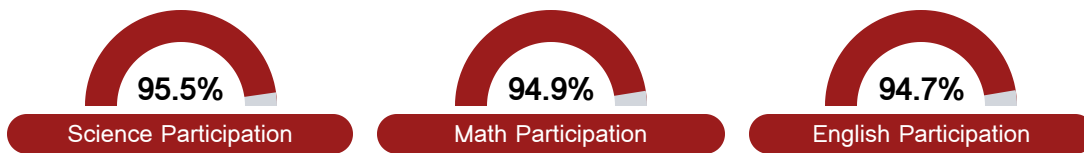
English

Level 1	Level 2	Level 3	Level 4	Level 5
State 7.4%	State 20.4%	State 33.7%	State 29.0%	State 9.4%
District 11-20%	District 21-30%	District 31-40%	District 11-20%	District 0-10%
School 21-30%	School 31-40%	School 21-30%	School 0-10%	School 0-10%
Minimal	Basic	Passing	Proficient	Advanced

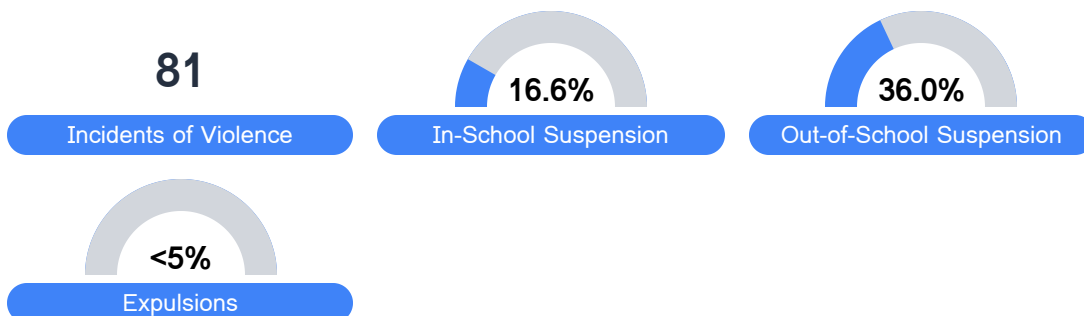
Science

Level 1	Level 2	Level 3	Level 4
State 13.6%	State 24.0%	State 20.7%	State 20.7%
District 31.3%	District 34.0%	District 7.4%	District 7.4%
School 41-50%	School 31-40%	School 0-10%	School 0-10%
Minimal	Basic	Proficient	Advanced

Student Assessment Participation



Discipline



<5%

Expulsions

* Source: 2017-2018 Civil Rights Data Collection

Other Data



56.0 %

Chronic Absenteeism



\$9,100.82

Per-Pupil Expenditure



56.8 %

Post-Secondary Enrollment



14.8%

Advanced Course Participation