

# School Report Card 2023 - 2024

For more detailed information, please visit <https://msrc.mdek12.org>.



## Wilkins Elementary School

Jackson Public School District



1970 CASTLE HILL DRIVE  
Jackson, MS 39204



CHERYL BROWN  
[chebrown@jackson.k12.ms.us](mailto:chebrown@jackson.k12.ms.us)

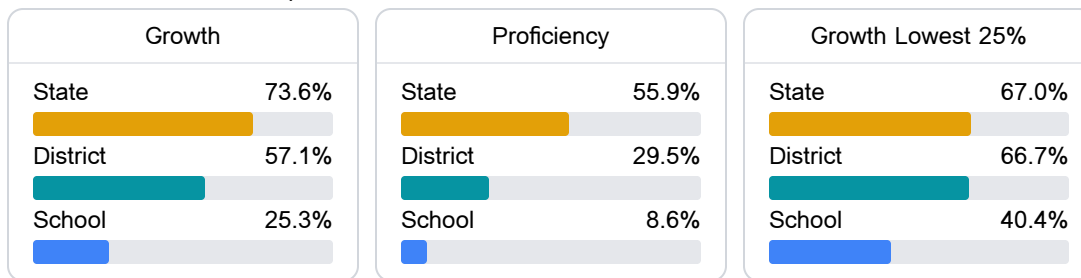
Identified for **Targeted Support and Improvement**

### School Accountability Grade Components

Mississippi's accountability system assigns "A" through "F" letter grades for schools and districts. Grades are based on student achievement, student growth, student participation in testing, and other academic measures.

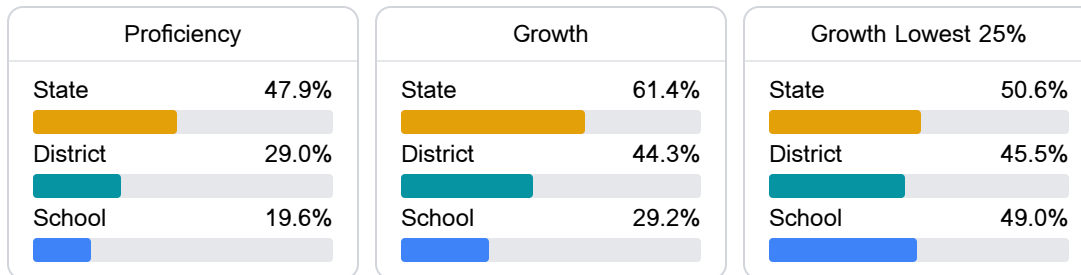
#### Math

Measurements of student performance on the statewide math assessment.



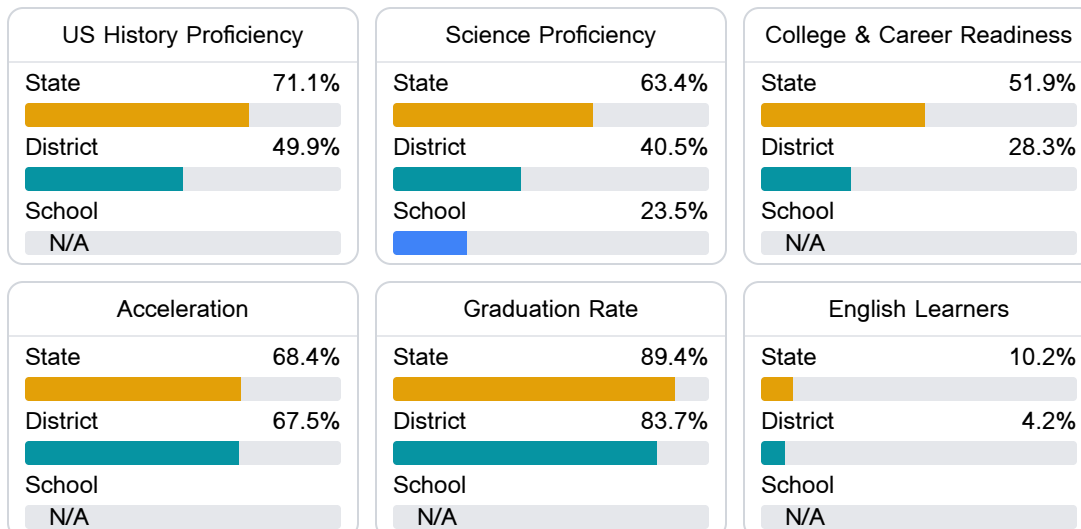
#### English

Measurements of student performance on the statewide English language arts (ELA) assessment.



#### Other Measures

Other measurements of student performance that factor into the accountability grade.



### Teacher Data

20.0

Teachers



72.7%

Experienced Teachers

29.9%

Provisional Teachers

93.0%

In-Field Teachers

Detailed Assessment and Other Data

Student Performance

The following information shows each level of student performance on statewide assessments.

Math

Level 1		Level 2		Level 3		Level 4		Level 5	
State	0-10%	State	11-20%	State	21-30%	State	31-40%	State	11-20%
District	9.1%	District	30.0%	District	33.1%	District	22.6%	District	5.2%
School	11-20%	School	41-50%	School	31-40%	School	0-10%	School	0-10%
Minimal		Basic		Passing		Proficient		Advanced	

English

Level 1		Level 2		Level 3		Level 4		Level 5	
State	9.1%	State	17.9%	State	27.3%	State	28.8%	State	16.9%
District	19.8%	District	27.2%	District	26.8%	District	19.1%	District	7.1%
School	21-30%	School	21-30%	School	21-30%	School	11-20%	School	0-10%
Minimal		Basic		Passing		Proficient		Advanced	

Science

Level 1		Level 2		Level 3		Level 4		Level 5	
State	11.2%	State	11.0%	State	19.5%	State	34.8%	State	23.5%
District	29.3%	District	18.8%	District	19.9%	District	24.0%	District	8.0%
School	11-20%	School	21-30%	School	31-40%	School	21-30%	School	0-10%
Minimal		Basic		Passing		Proficient		Advanced	

Student Assessment Participation



Discipline



Other Data

