


F Cardozo Middle School Jackson Public School District

 3180 McDowell Rd Ext
Jackson, MS 39212

 Brad Blake
bblake@jackson.k12.ms.us

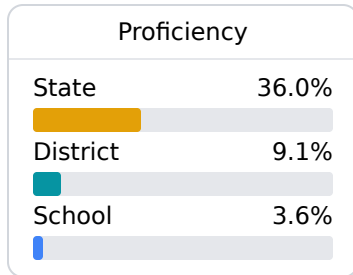
Identified for **Comprehensive Support and Improvement**

School Accountability Grade Components

Mississippi's accountability system assigns "A" through "F" letter grades for schools and districts. Grades are based on student achievement, student growth, student participation in testing, and other academic measures. COVID - 19 pandemic disruptions continue to be reflected in 2021 - 2022 accountability data, particularly growth data.

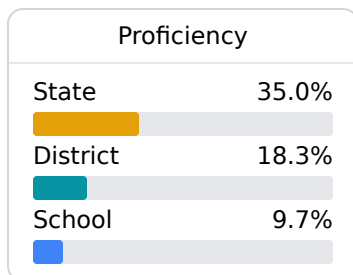
Math

Measurements of student performance on the statewide math assessment.



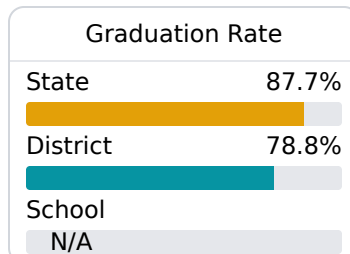
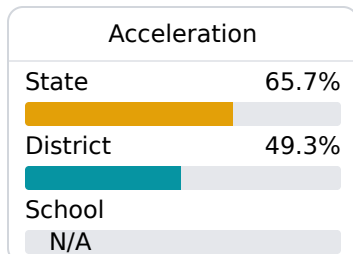
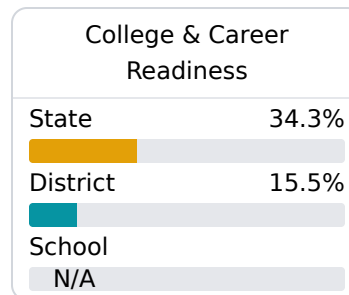
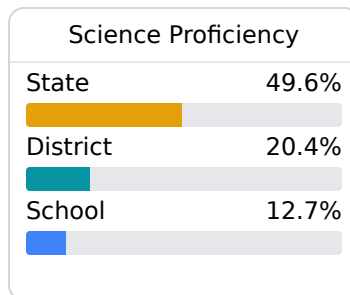
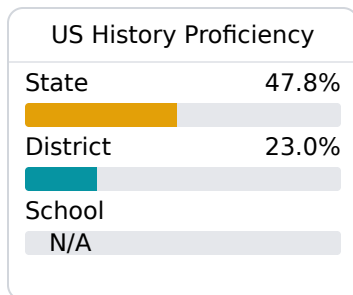
English

Measurements of student performance on the statewide English language arts (ELA) assessment.



Other Measures

Other measurements of student performance that factor into the accountability grade.



Teacher Data

51.5

Teachers



80.9%

Experienced Teachers

4.5%

Provisional Teachers

99.0%

In-Field Teachers

Detailed Assessment and Other Data

Student Performance

The following information shows each level of student performance on statewide assessments.

Math

| Level 1 | Level 2 | Level 3 | Level 4 | Level 5 |
|-----------------|-----------------|-----------------|----------------|----------------|
| State 11.6% | State 24.2% | State 29.5% | State 24.8% | State 9.9% |
| District 21-30% | District 31-40% | District 21-30% | District 0-10% | District 0-10% |
| School 31-40% | School 41-50% | School 11-20% | School 0-10% | School N/A |
| Minimal | Basic | Passing | Proficient | Advanced |

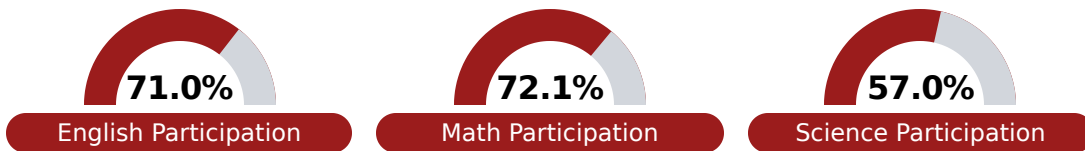
English

| Level 1 | Level 2 | Level 3 | Level 4 | Level 5 |
|-----------------|-----------------|-----------------|-----------------|----------------|
| State 10.8% | State 23.1% | State 31.8% | State 24.6% | State 9.7% |
| District 21-30% | District 31-40% | District 21-30% | District 11-20% | District 0-10% |
| School 21-30% | School 31-40% | School 31-40% | School 0-10% | School 0-10% |
| Minimal | Basic | Passing | Proficient | Advanced |

Science

| Level 1 | Level 2 | Level 3 | Level 4 | Level 5 |
|-----------------|-----------------|-----------------|-----------------|----------------|
| State 13.8% | State 14.5% | State 23.4% | State 32.7% | State 15.7% |
| District 31-40% | District 21-30% | District 21-30% | District 11-20% | District 0-10% |
| School 21-30% | School 21-30% | School 31-40% | School 11-20% | School 0-10% |
| Minimal | Basic | Passing | Proficient | Advanced |

Student Assessment Participation



Discipline

* Source: 2017-2018 Civil Rights Data Collection

Other Data



39.2%

Chronic Absenteeism



\$10,884.36

Per-Pupil Expenditure