



Pecan Park Elementary School

Jackson Public School District



415 CLAIBORNE AVENUE
Jackson, MS 39209



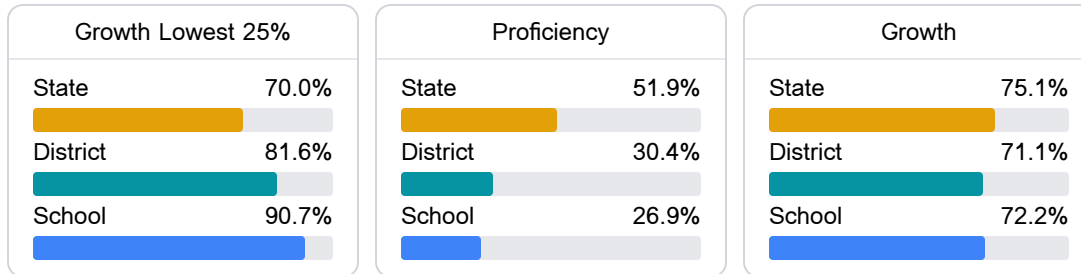
Jarett Benson (Interim)
jbenson@jackson.k12.ms.us

School Accountability Grade Components

Mississippi's accountability system assigns "A" through "F" letter grades for schools and districts. Grades are based on student achievement, student growth, student participation in testing, and other academic measures.

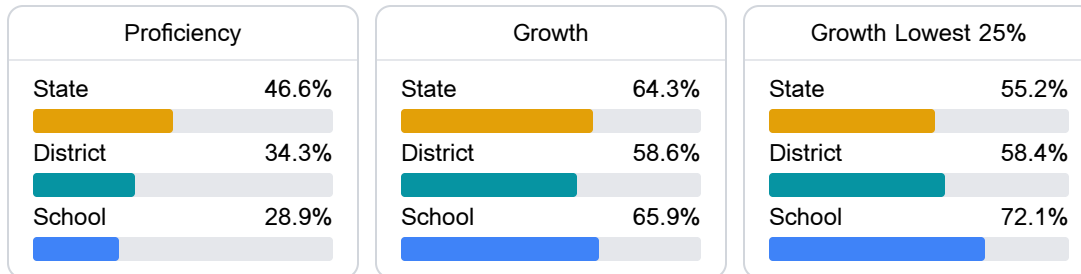
Math

Measurements of student performance on the statewide math assessment.



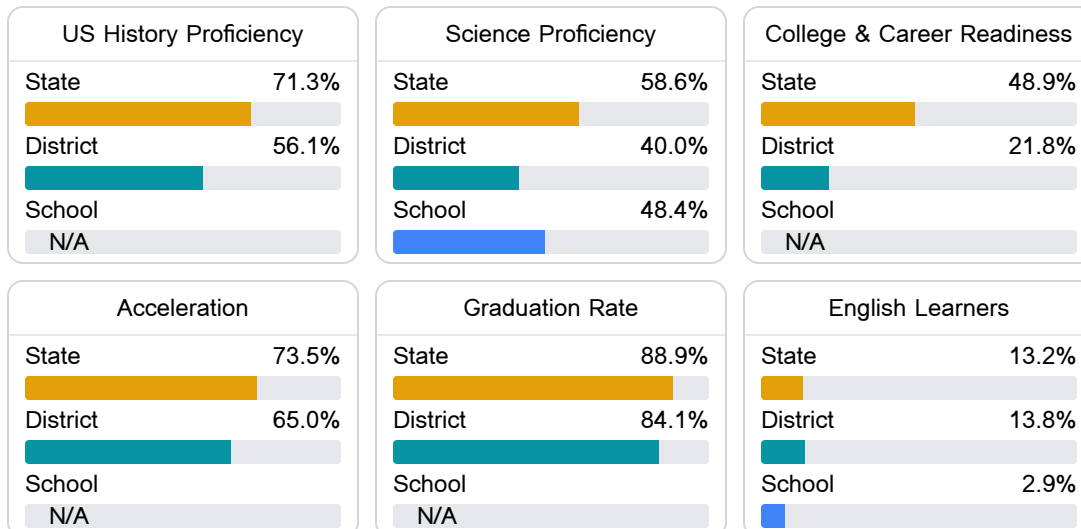
English

Measurements of student performance on the statewide English language arts (ELA) assessment.



Other Measures

Other measurements of student performance that factor into the accountability grade.



Teacher Data

27.9

Teachers



49.9%

Experienced Teachers

25.1%

Provisional Teachers

94.0%
















In-Field Teachers

Detailed Assessment and Other Data
















Student Performance

The following information shows each level of student performance on statewide assessments.
















Math

Level 1		Level 2		Level 3		Level 4		Level 5	
State	0-10%	State	11-20%	State	21-30%	State	31-40%	State	11-20%
									
District	8.7%	District	28.0%	District	33.2%	District	23.9%	District	6.2%
									
School	0-10%	School	21-30%	School	31-40%	School	21-30%	School	0-10%
									
Minimal		Basic		Passing		Proficient		Advanced	

English

Level 1		Level 2		Level 3		Level 4		Level 5	
State	8.3%	State	17.0%	State	29.7%	State	29.3%	State	15.7%
									
District	15.1%	District	22.9%	District	30.2%	District	23.1%	District	8.6%
									
School	11-20%	School	21-30%	School	31-40%	School	21-30%	School	0-10%
									
Minimal		Basic		Passing		Proficient		Advanced	

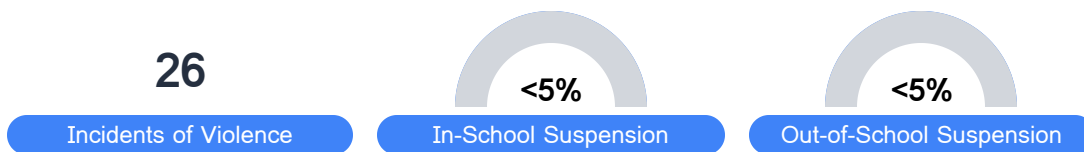
Science

Level 1		Level 2		Level 3		Level 4		Level 5	
State	11.4%	State	11.9%	State	20.8%	State	33.6%	State	22.3%
									
District	23.7%	District	17.0%	District	21.6%	District	26.6%	District	11.1%
									
School	8.7%	School	11.6%	School	34.8%	School	33.3%	School	11.6%
									
Minimal		Basic		Passing		Proficient		Advanced	

Student Assessment Participation



Discipline



Other Data



27.6%

Chronic Absenteeism



\$12,486.94

Per-Pupil Expenditure