



## Van Winkle Elementary School

Jackson Public School District



1655 WHITING ROAD  
Jackson, MS 39209



Dr. Ashanti Barnes  
[asbarnes@jackson.k12.ms.us](mailto:asbarnes@jackson.k12.ms.us)

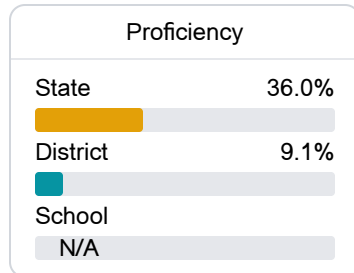
Identified for **Additional Targeted Support and Improvement**

### School Accountability Grade Components

Mississippi's accountability system assigns "A" through "F" letter grades for schools and districts. Grades are based on student achievement, student growth, student participation in testing, and other academic measures. COVID - 19 pandemic disruptions continue to be reflected in 2021 - 2022 accountability data, particularly growth data.

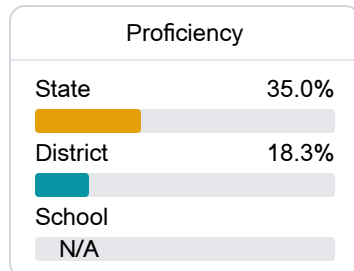
#### Math

Measurements of student performance on the statewide math assessment.



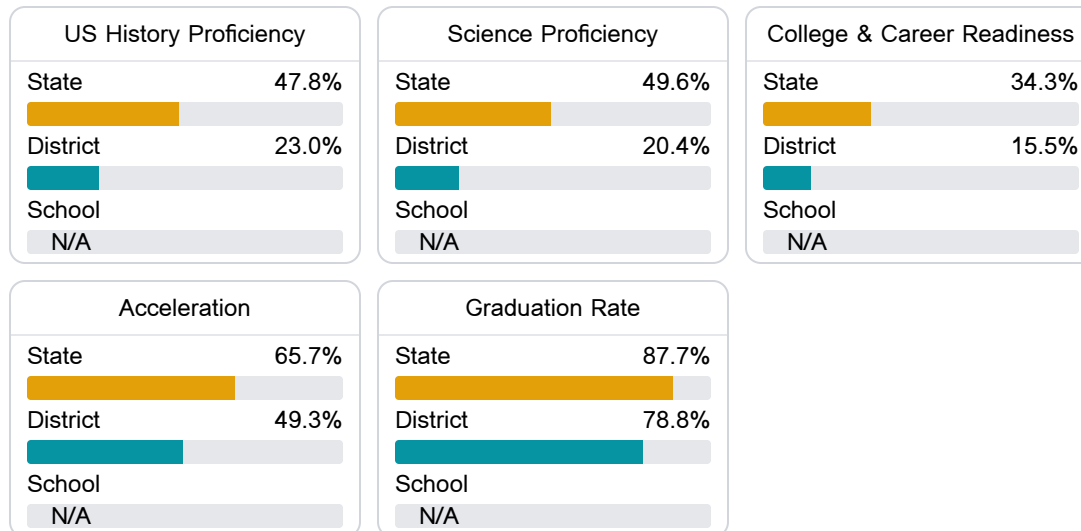
#### English

Measurements of student performance on the statewide English language arts (ELA) assessment.



#### Other Measures

Other measurements of student performance that factor into the accountability grade.



### Teacher Data

16.0

Teachers



43.8%

Experienced Teachers

49.9%

Provisional Teachers

100.0%











In-Field Teachers

## Detailed Assessment and Other Data











## Student Performance

The following information shows each level of student performance on statewide assessments.











## Math

Level 1		Level 2		Level 3		Level 4		Level 5	
State	11.6%	State	24.2%	State	29.5%	State	24.8%	State	9.9%
									
District	21-30%	District	31-40%	District	21-30%	District	0-10%	District	0-10%
									
School	N/A	School	N/A	School	N/A	School	N/A	School	N/A
Minimal		Basic		Passing		Proficient		Advanced	

## English

Level 1		Level 2		Level 3		Level 4		Level 5	
State	10.8%	State	23.1%	State	31.8%	State	24.6%	State	9.7%
									
District	21-30%	District	31-40%	District	21-30%	District	11-20%	District	0-10%
									
School	N/A	School	N/A	School	N/A	School	N/A	School	N/A
Minimal		Basic		Passing		Proficient		Advanced	

## Science

Level 1		Level 2		Level 3		Level 4		Level 5	
State	13.8%	State	14.5%	State	23.4%	State	32.7%	State	15.7%
									
District	31-40%	District	21-30%	District	21-30%	District	11-20%	District	0-10%
									
School	N/A	School	N/A	School	N/A	School	N/A	School	N/A
Minimal		Basic		Passing		Proficient		Advanced	

## Discipline

\* Source: 2017-2018 Civil Rights Data Collection

## Other Data



<5%

Chronic Absenteeism



\$29,372.96

Per-Pupil Expenditure