

## **B** Walton Elementary School Jackson Public School District

 3200 BAILEY AVENUE EXTENSION  
Jackson, MS 39213

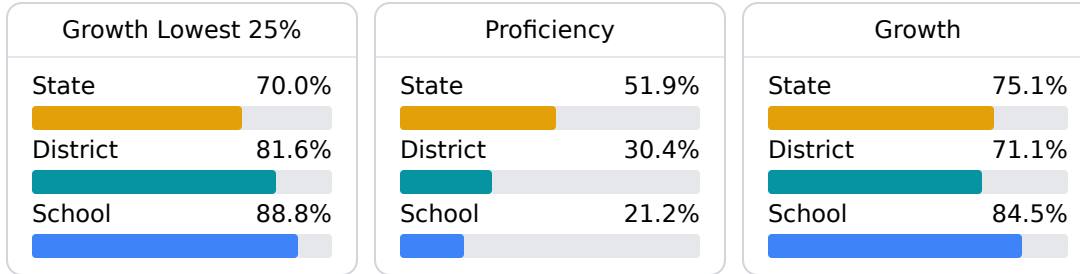
 LaRoy Merrick  
lmerrick@jackson.k12.ms.us

### School Accountability Grade Components

Mississippi's accountability system assigns "A" through "F" letter grades for schools and districts. Grades are based on student achievement, student growth, student participation in testing, and other academic measures.

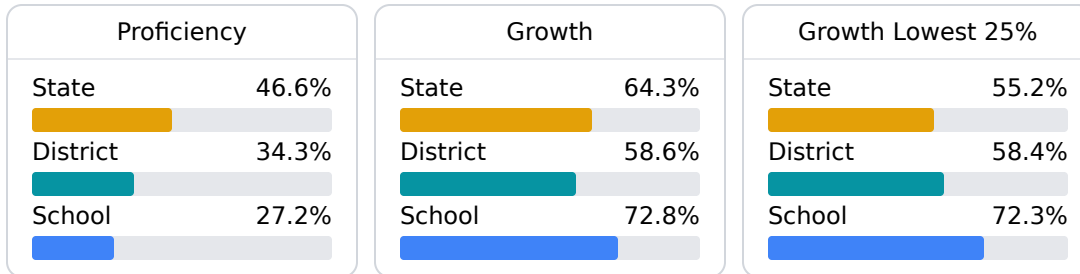
#### Math

Measurements of student performance on the statewide math assessment.



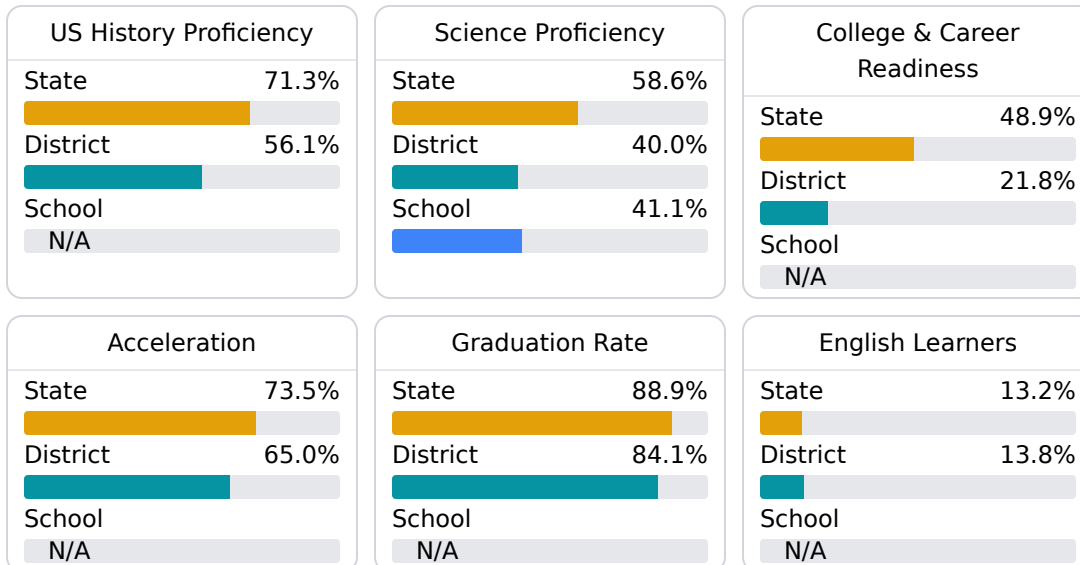
#### English

Measurements of student performance on the statewide English language arts (ELA) assessment.



#### Other Measures

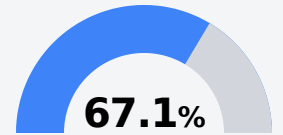
Other measurements of student performance that factor into the accountability grade.



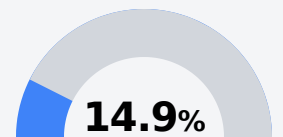
### Teacher Data

22.2

Teachers



Experienced Teachers



Provisional Teachers



In-Field Teachers

## Detailed Assessment and Other Data

### Student Performance

The following information shows each level of student performance on statewide assessments.

#### Math

| Level 1       | Level 2        | Level 3        | Level 4        | Level 5       |
|---------------|----------------|----------------|----------------|---------------|
| State 0-10%   | State 11-20%   | State 21-30%   | State 31-40%   | State 11-20%  |
| District 8.7% | District 28.0% | District 33.2% | District 23.9% | District 6.2% |
| School 15.0%  | School 26.3%   | School 38.1%   | School 13.8%   | School 6.9%   |
| Minimal       | Basic          | Passing        | Proficient     | Advanced      |

#### English

| Level 1        | Level 2        | Level 3        | Level 4        | Level 5       |
|----------------|----------------|----------------|----------------|---------------|
| State 8.3%     | State 17.0%    | State 29.7%    | State 29.3%    | State 15.7%   |
| District 15.1% | District 22.9% | District 30.2% | District 23.1% | District 8.6% |
| School 11-20%  | School 21-30%  | School 31-40%  | School 21-30%  | School 0-10%  |
| Minimal        | Basic          | Passing        | Proficient     | Advanced      |

#### Science

| Level 1        | Level 2        | Level 3        | Level 4        | Level 5        |
|----------------|----------------|----------------|----------------|----------------|
| State 11.4%    | State 11.9%    | State 20.8%    | State 33.6%    | State 22.3%    |
| District 23.7% | District 17.0% | District 21.6% | District 26.6% | District 11.1% |
| School 11.9%   | School 17.0%   | School 30.5%   | School 22.0%   | School 18.6%   |
| Minimal        | Basic          | Passing        | Proficient     | Advanced       |

## Student Assessment Participation



## Discipline

## Other Data



**15.4%**

Chronic Absenteeism



**\$12,599.28**

Per-Pupil Expenditure