



## Walton Elementary School

Jackson Public School District



3200 BAILEY AVENUE EXTENSION  
Jackson, MS 39213



Laroy Merrick  
[lmerrick@jackson.k12.ms.us](mailto:lmerrick@jackson.k12.ms.us)

### School Accountability Grade Components

Mississippi's accountability system assigns "A" through "F" letter grades for schools and districts. Grades are based on student achievement, student growth, student participation in testing, and other academic measures.

#### Math

Measurements of student performance on the statewide math assessment.

Growth		Proficiency		Growth Lowest 25%	
State	62.9%	State	43.2%	State	55.6%
District	45.8%	District	19.6%	District	51.6%
School	56.3%	School	26.0%	School	62.5%

#### English

Measurements of student performance on the statewide English language arts (ELA) assessment.

Growth		Proficiency		Growth Lowest 25%	
State	60.6%	State	39.8%	State	61.4%
District	51.4%	District	24.7%	District	61.0%
School	67.6%	School	28.4%	School	82.0%

#### Other Measures

Other measurements of student performance that factor into the accountability grade.

US History Proficiency		Science Proficiency		College & Career Readiness	
State	53.9%	State	64.5%	State	38.1%
District	30.8%	District	40.7%	District	17.5%
School	N/A	School	52.1%	School	N/A

Acceleration		Graduation Rate		English Learners	
State	58.2%	State	83.0%	State	13.7%
District	31.7%	District	71.0%	District	14.1%
School	N/A	School	N/A	School	N/A

### Teacher Data

22.3

Teachers



78.6%

Experienced Teachers

16.4%

Provisional Teachers

92.2%

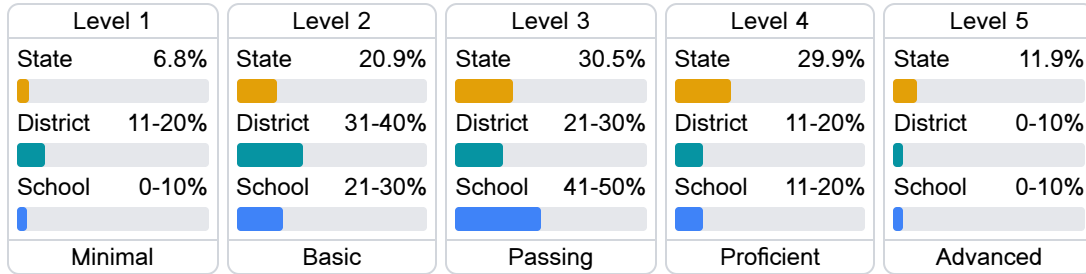
In-Field Teachers

## Detailed Assessment and Other Data

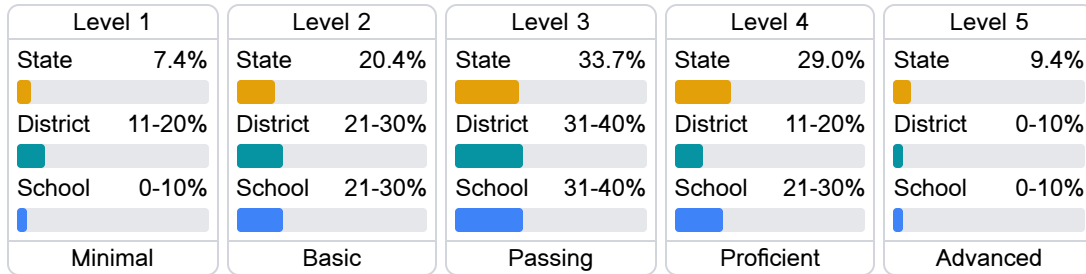
## Student Performance

The following information shows each level of student performance on statewide assessments.

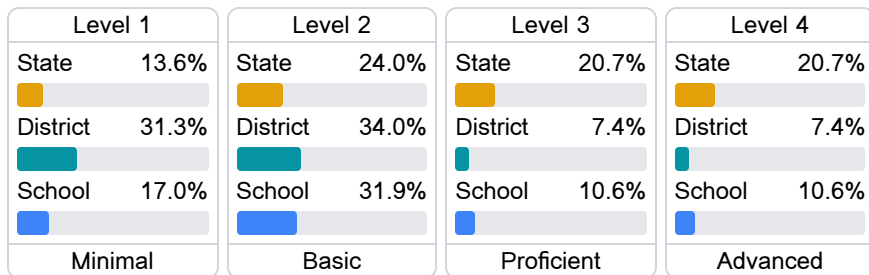
## Math



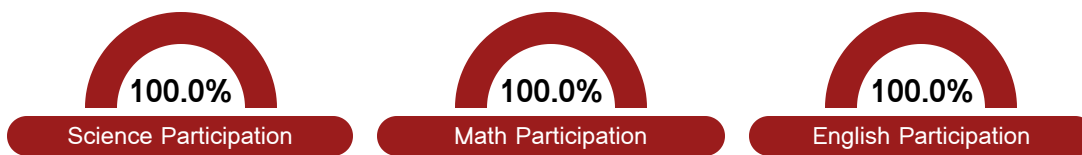
## English



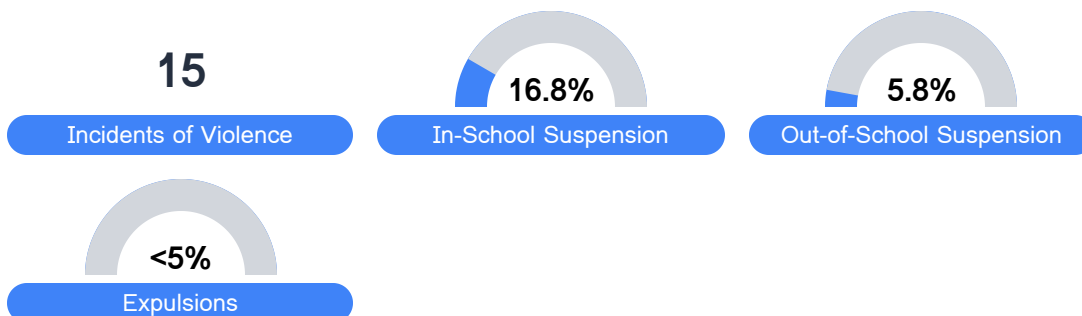
## Science



## Student Assessment Participation



## Discipline



\* Source: 2017-2018 Civil Rights Data Collection

## Other Data



20.7 %

Chronic Absenteeism



\$8,498.16

Per-Pupil Expenditure