



Sykes Elementary School

Jackson Public School District



3555 SIMPSON STREET
Jackson, MS 39212



Kimberly Hulitt Griggs
kgriggs@jackson.k12.ms.us

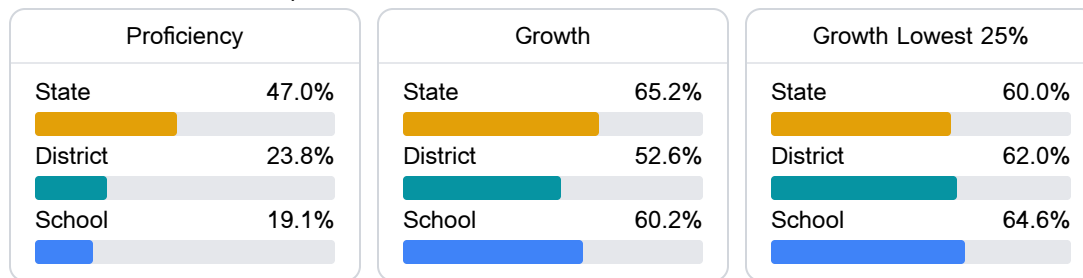
Identified for **Comprehensive Support and Improvement**

School Accountability Grade Components

Mississippi's accountability system assigns "A" through "F" letter grades for schools and districts. Grades are based on student achievement, student growth, student participation in testing, and other academic measures.

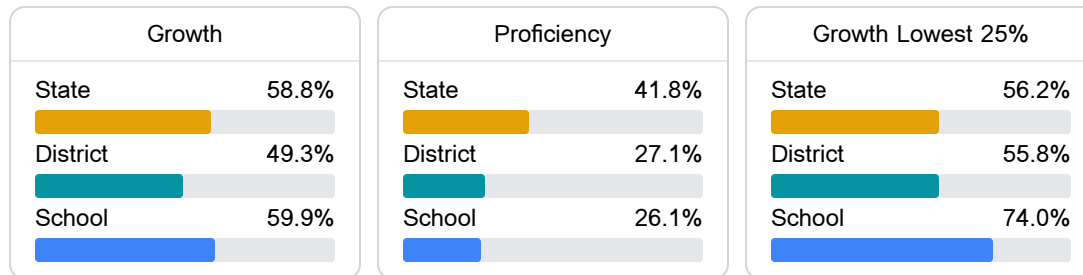
Math

Measurements of student performance on the statewide math assessment.



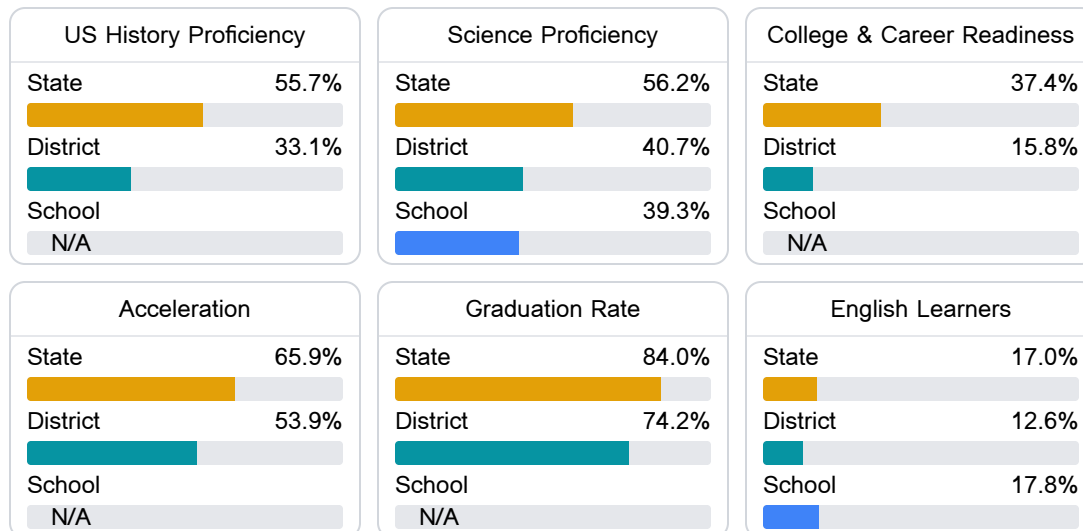
English

Measurements of student performance on the statewide English language arts (ELA) assessment.



Other Measures

Other measurements of student performance that factor into the accountability grade.



Teacher Data

24.1

Teachers



60.3%

Experienced Teachers

48.0%

Provisional Teachers

92.4%

In-Field Teachers

Detailed Assessment and Other Data

Student Performance

The following information shows each level of student performance on statewide assessments.

Math

Level 1		Level 2		Level 3		Level 4		Level 5	
State	5.6%	State	17.7%	State	31.2%	State	31.3%	State	14.1%
District	11-20%	District	31-40%	District	31-40%	District	11-20%	District	0-10%
School	11-20%	School	21-30%	School	31-40%	School	11-20%	School	0-10%
Minimal		Basic		Passing		Proficient		Advanced	

English

Level 1		Level 2		Level 3		Level 4		Level 5	
State	6.8%	State	19.6%	State	33.5%	State	28.9%	State	11.2%
District	13.9%	District	28.6%	District	32.8%	District	19.4%	District	5.3%
School	11-20%	School	31-40%	School	21-30%	School	11-20%	School	0-10%
Minimal		Basic		Passing		Proficient		Advanced	

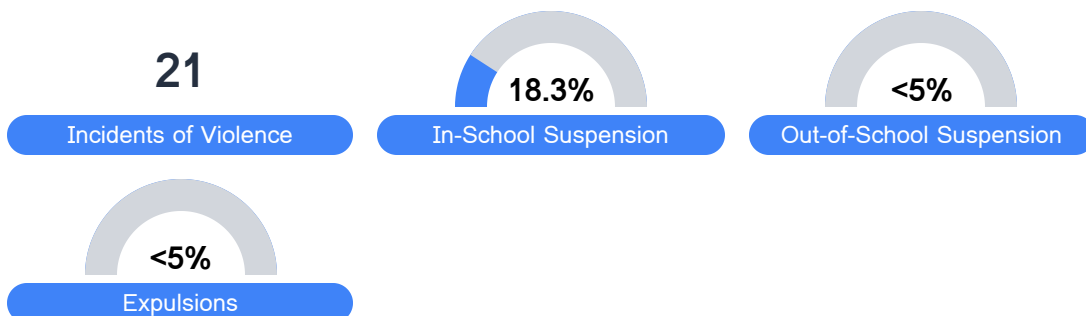
Science

Level 1		Level 2		Level 3		Level 4		Level 5	
State	10.3%	State	13.6%	State	23.4%	State	36.0%	State	16.7%
District	24.8%	District	22.5%	District	24.1%	District	23.3%	District	5.3%
School	21-30%	School	11-20%	School	21-30%	School	21-30%	School	0-10%
Minimal		Basic		Passing		Proficient		Advanced	

Student Assessment Participation



Discipline



* Source: 2017-2018 Civil Rights Data Collection

Other Data



21.6%

Chronic Absenteeism



\$9,921.65

Per-Pupil Expenditure