



Timberlawn Elementary School

Jackson Public School District



1980 N SIWELL ROAD
Jackson, MS 39209



Lynn Horton
lhorton@jackson.k12.ms.us

School Accountability Grade Components

Mississippi's accountability system assigns "A" through "F" letter grades for schools and districts. Grades are based on student achievement, student growth, student participation in testing, and other academic measures.

Math

Measurements of student performance on the statewide math assessment.

Growth		Proficiency		Growth Lowest 25%	
State	62.9%	State	43.2%	State	55.6%
District	45.8%	District	19.6%	District	51.6%
School	67.4%	School	14.5%	School	75.6%

English

Measurements of student performance on the statewide English language arts (ELA) assessment.

Growth		Growth Lowest 25%		Proficiency	
State	60.6%	State	61.4%	State	39.8%
District	51.4%	District	61.0%	District	24.7%
School	42.6%	School	56.6%	School	18.1%

Other Measures

Other measurements of student performance that factor into the accountability grade.

US History Proficiency		Science Proficiency		College & Career Readiness	
State	53.9%	State	64.5%	State	38.1%
District	30.8%	District	40.7%	District	17.5%
School	N/A	School	28.3%	School	N/A

Acceleration		Graduation Rate		English Learners	
State	58.2%	State	83.0%	State	13.7%
District	31.7%	District	71.0%	District	14.1%
School	N/A	School	N/A	School	N/A

Teacher Data

25.3

Teachers



72.4%

Experienced Teachers

19.7%

Provisional Teachers

80.3%

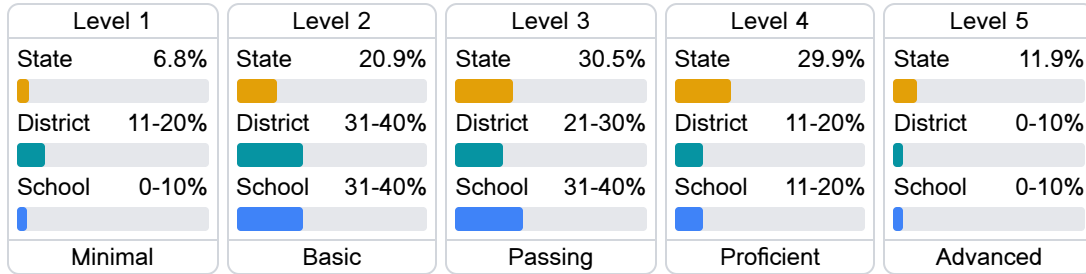
In-Field Teachers

Detailed Assessment and Other Data

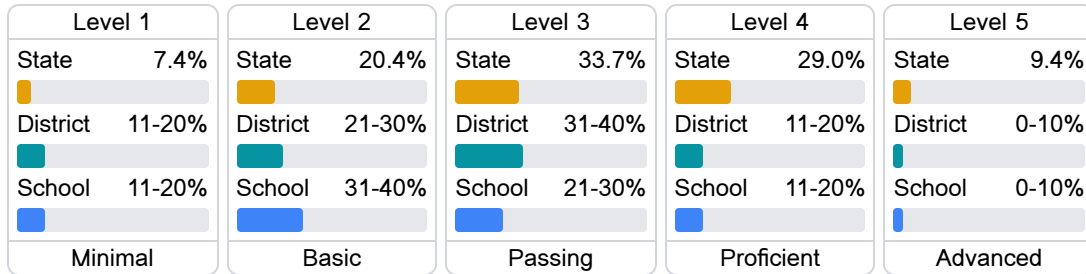
Student Performance

The following information shows each level of student performance on statewide assessments.

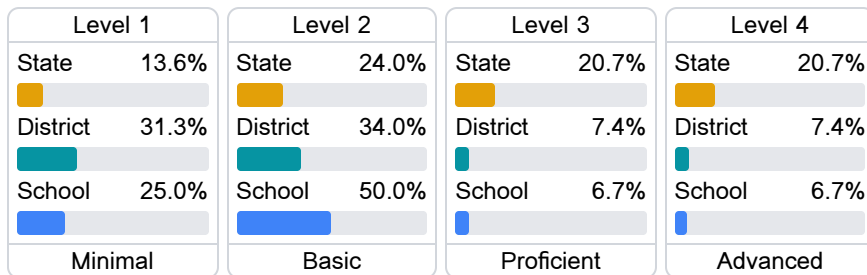
Math




English



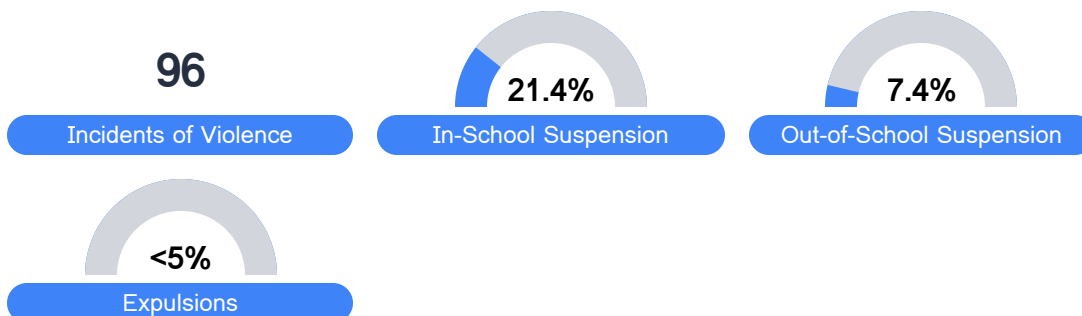
Science



Student Assessment Participation



Discipline



* Source: 2017-2018 Civil Rights Data Collection

Other Data



9.2 %

Chronic Absenteeism



\$7,450.71

Per-Pupil Expenditure