



## Spann Elementary School

Jackson Public School District



1615 BRECON DRIVE  
Jackson, MS 39211



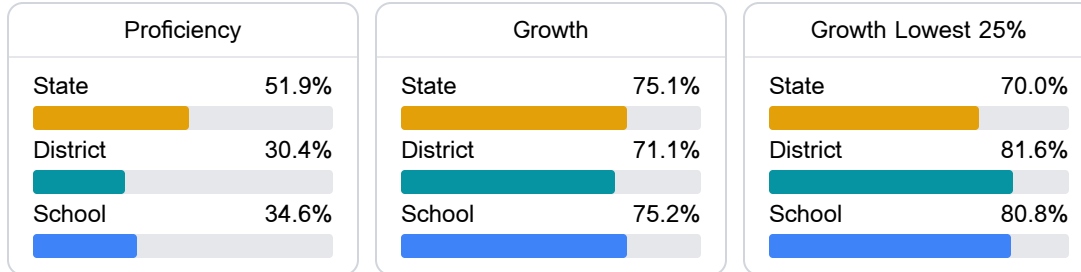
Lori Torrey  
ltorrey@jackson.k12.ms.us

### School Accountability Grade Components

Mississippi's accountability system assigns "A" through "F" letter grades for schools and districts. Grades are based on student achievement, student growth, student participation in testing, and other academic measures.

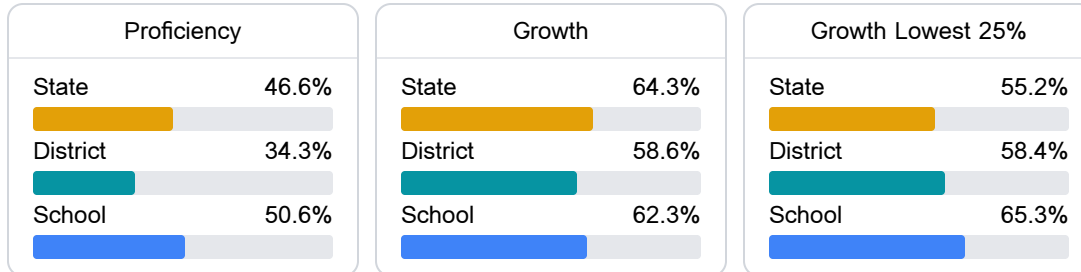
#### Math

Measurements of student performance on the statewide math assessment.



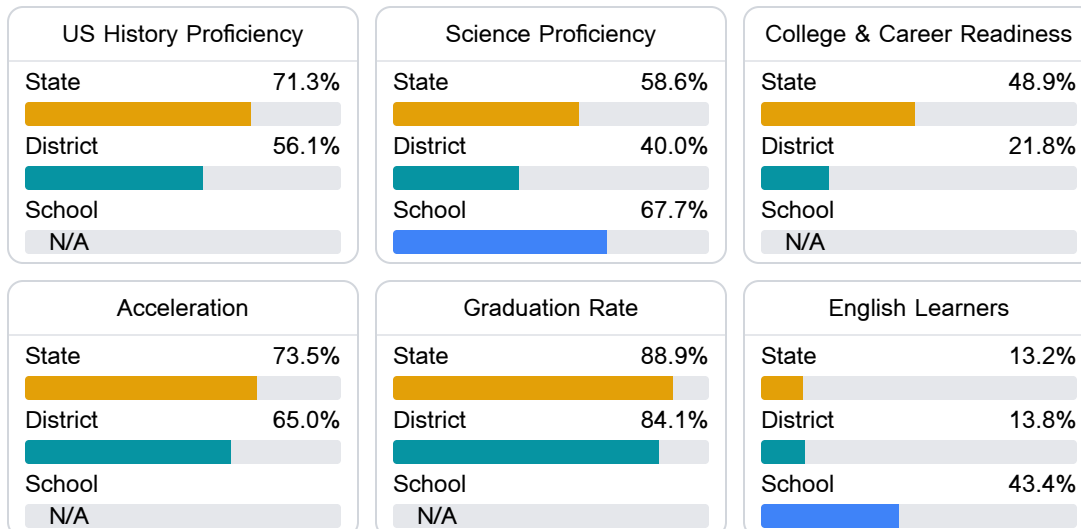
#### English

Measurements of student performance on the statewide English language arts (ELA) assessment.



#### Other Measures

Other measurements of student performance that factor into the accountability grade.



### Teacher Data

25.0

Teachers



51.9%

Experienced Teachers

8.0%

Provisional Teachers

100.0%

In-Field Teachers

## Detailed Assessment and Other Data

## Student Performance

The following information shows each level of student performance on statewide assessments.

## Math

Level 1		Level 2		Level 3		Level 4		Level 5	
State	0-10%	State	11-20%	State	21-30%	State	31-40%	State	11-20%
District	8.7%	District	28.0%	District	33.2%	District	23.9%	District	6.2%
School	6.8%	School	25.5%	School	33.9%	School	26.0%	School	7.8%
Minimal		Basic		Passing		Proficient		Advanced	

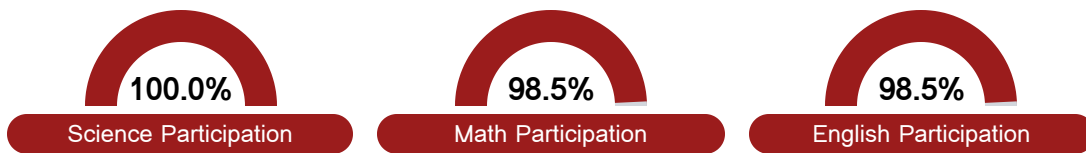
## English

Level 1		Level 2		Level 3		Level 4		Level 5	
State	8.3%	State	17.0%	State	29.7%	State	29.3%	State	15.7%
District	15.1%	District	22.9%	District	30.2%	District	23.1%	District	8.6%
School	8.3%	School	16.7%	School	26.6%	School	37.5%	School	10.9%
Minimal		Basic		Passing		Proficient		Advanced	


## Science

Level 1		Level 2		Level 3		Level 4		Level 5	
State	11.4%	State	11.9%	State	20.8%	State	33.6%	State	22.3%
District	23.7%	District	17.0%	District	21.6%	District	26.6%	District	11.1%
School	0-10%	School	0-10%	School	21-30%	School	41-50%	School	21-30%
Minimal		Basic		Passing		Proficient		Advanced	

## Student Assessment Participation



## Discipline



## Other Data



19.0 %

Chronic Absenteeism



\$12,850.77

Per-Pupil Expenditure