



## Raines Elementary School

Jackson Public School District



156 FLAG CHAPEL ROAD  
Jackson, MS 39209



### School Accountability Grade Components

Mississippi's accountability system assigns "A" through "F" letter grades for schools and districts. Grades are based on student achievement, student growth, student participation in testing, and other academic measures.

#### Math

Measurements of student performance on the statewide math assessment.

Proficiency		Growth Lowest 25%		Growth	
State	43.2%	State	55.6%	State	62.9%
District	19.6%	District	51.6%	District	45.8%
School	10.3%	School	69.6%	School	49.7%

#### English

Measurements of student performance on the statewide English language arts (ELA) assessment.

Proficiency		Growth		Growth Lowest 25%	
State	39.8%	State	60.6%	State	61.4%
District	24.7%	District	51.4%	District	61.0%
School	69.9%	School	108.4%	School	111.0%

#### Other Measures

Other measurements of student performance that factor into the accountability grade.

US History Proficiency		Science Proficiency		College & Career Readiness	
State	53.9%	State	64.5%	State	38.1%
District	30.8%	District	40.7%	District	17.5%
School	N/A	School	91.1%	School	N/A

Acceleration		Graduation Rate		English Learners	
State	58.2%	State	83.0%	State	13.7%
District	31.7%	District	71.0%	District	14.1%
School	N/A	School	N/A	School	N/A

### Teacher Data

17.1

Teachers



23.4%

Experienced Teachers

29.8%

Provisional Teachers

67.4%

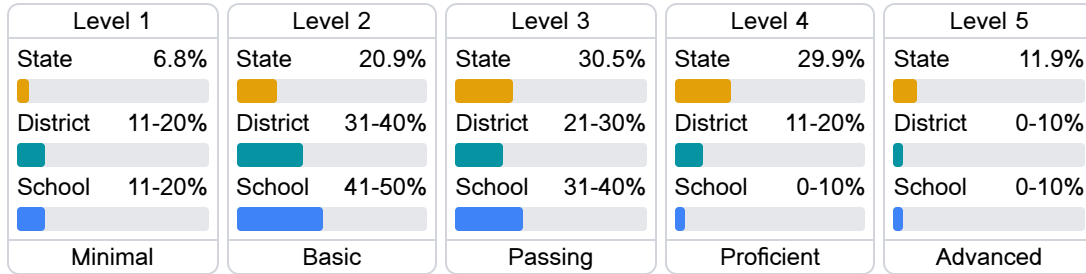
In-Field Teachers

## Detailed Assessment and Other Data

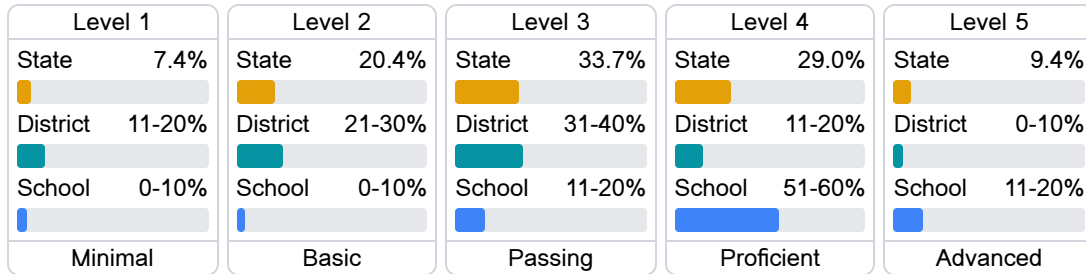
## Student Performance

The following information shows each level of student performance on statewide assessments.

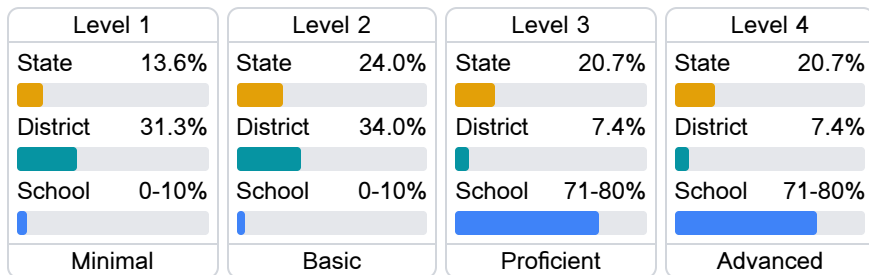
## Math



## English



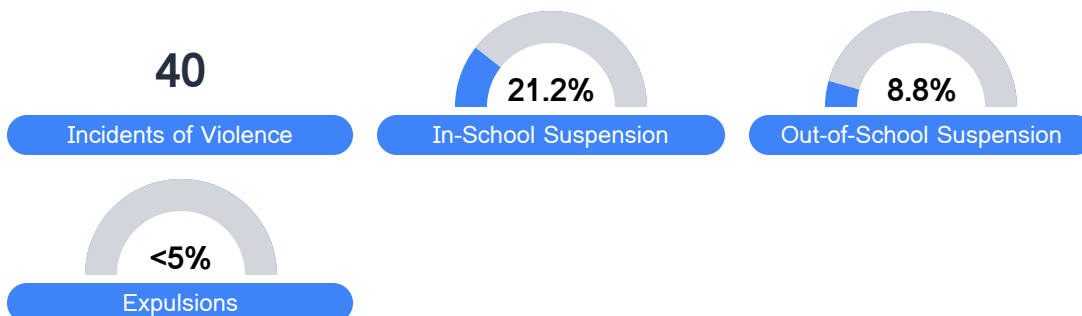
## Science



## Student Assessment Participation



## Discipline



\* Source: 2017-2018 Civil Rights Data Collection

## Other Data



18.6%

Chronic Absenteeism



\$8,049.15

Per-Pupil Expenditure