



Murrah High School

Jackson Public School District



1400 MURRAH DRIVE
Jackson, MS 39202



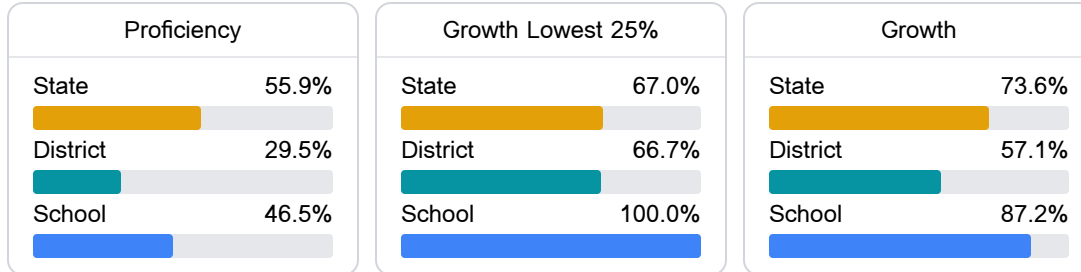
Dr. Alvanette Buchanan
althomas@jackson.k12.ms.us

School Accountability Grade Components

Mississippi's accountability system assigns "A" through "F" letter grades for schools and districts. Grades are based on student achievement, student growth, student participation in testing, and other academic measures.

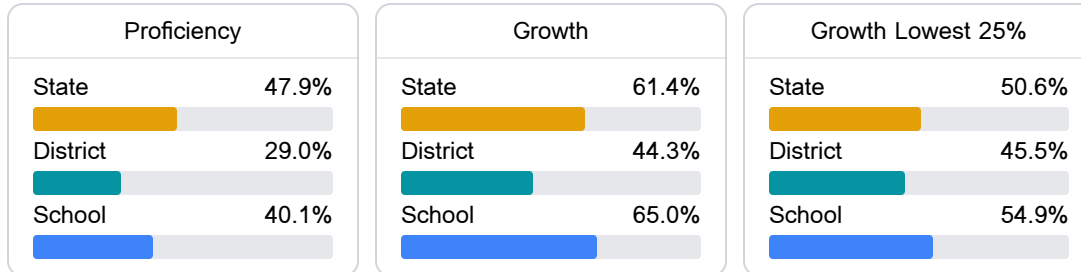
Math

Measurements of student performance on the statewide math assessment.



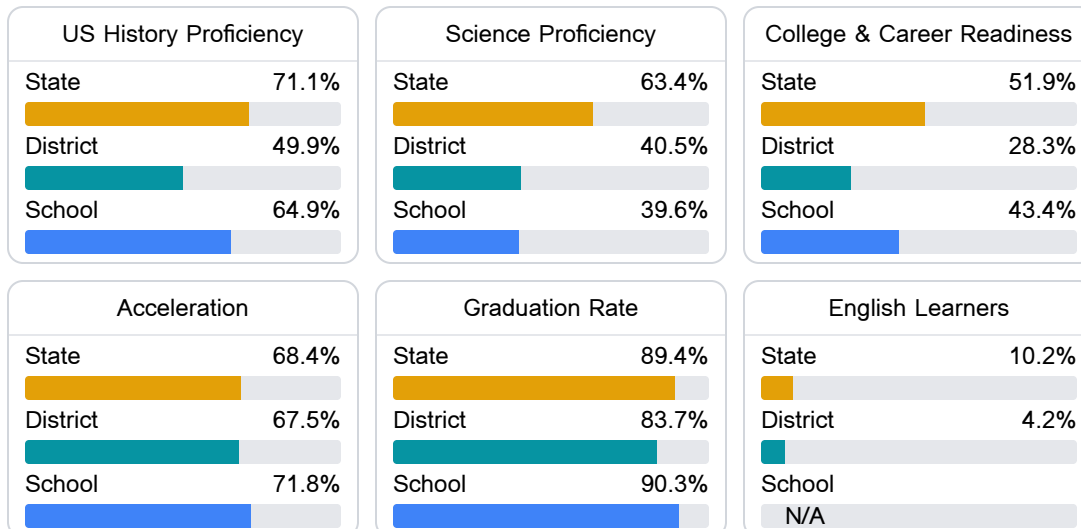
English

Measurements of student performance on the statewide English language arts (ELA) assessment.



Other Measures

Other measurements of student performance that factor into the accountability grade.



Teacher Data

67.5

Teachers



69.9%

Experienced Teachers

2.4%

Provisional Teachers

94.9%

In-Field Teachers

Detailed Assessment and Other Data

Student Performance

The following information shows each level of student performance on statewide assessments.

Math

Level 1		Level 2		Level 3		Level 4		Level 5	
State	0-10%	State	11-20%	State	21-30%	State	31-40%	State	11-20%
District	9.1%	District	30.0%	District	33.1%	District	22.6%	District	5.2%
School	0-10%	School	11-20%	School	31-40%	School	31-40%	School	0-10%
Minimal		Basic		Passing		Proficient		Advanced	

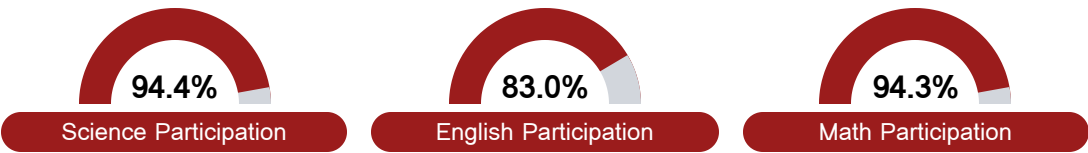
English

Level 1		Level 2		Level 3		Level 4		Level 5	
State	9.1%	State	17.9%	State	27.3%	State	28.8%	State	16.9%
District	19.8%	District	27.2%	District	26.8%	District	19.1%	District	7.1%
School	17.9%	School	28.1%	School	25.9%	School	15.8%	School	12.3%
Minimal		Basic		Passing		Proficient		Advanced	

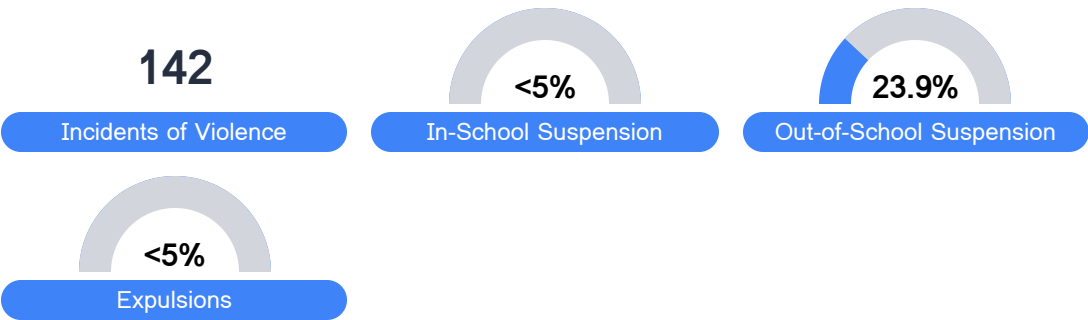
Science

Level 1		Level 2		Level 3		Level 4		Level 5	
State	11.2%	State	11.0%	State	19.5%	State	34.8%	State	23.5%
District	29.3%	District	18.8%	District	19.9%	District	24.0%	District	8.0%
School	43.9%	School	19.4%	School	15.9%	School	15.5%	School	5.4%
Minimal		Basic		Passing		Proficient		Advanced	

Student Assessment Participation



Discipline



Other Data

