



McWillie Elementary School

Jackson Public School District



4851 MCWILLIE CIRCLE
Jackson, MS 39206



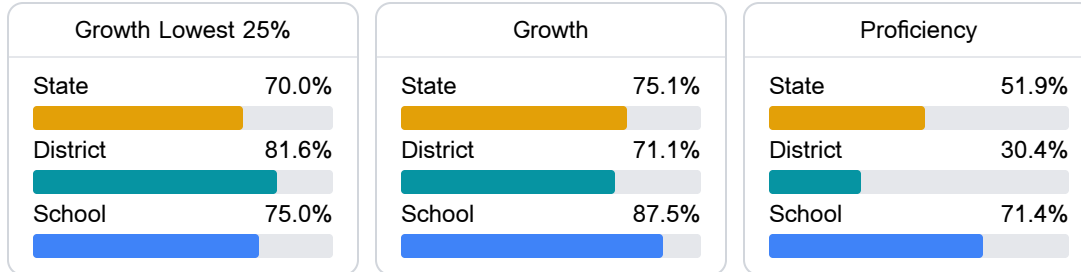
Dr. Sara Harper
spearson@jackson.k12.ms.us

School Accountability Grade Components

Mississippi's accountability system assigns "A" through "F" letter grades for schools and districts. Grades are based on student achievement, student growth, student participation in testing, and other academic measures.

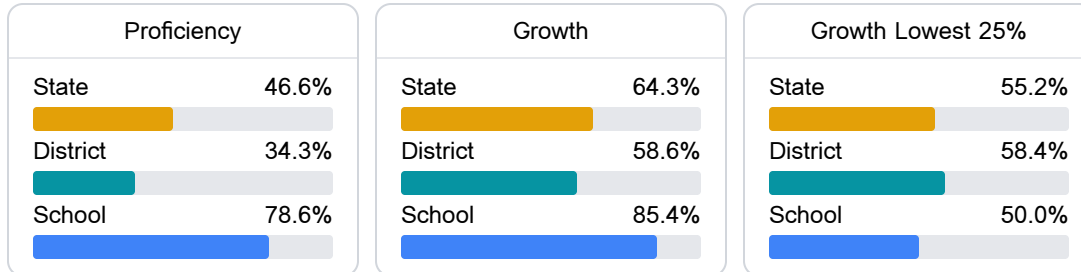
Math

Measurements of student performance on the statewide math assessment.



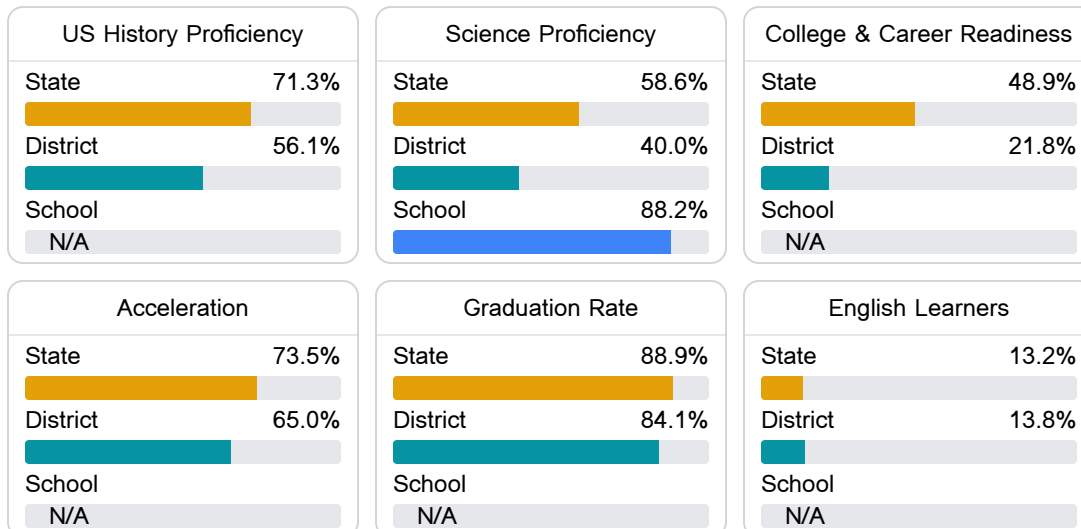
English

Measurements of student performance on the statewide English language arts (ELA) assessment.



Other Measures

Other measurements of student performance that factor into the accountability grade.



Teacher Data

25.8

Teachers



76.8%

Experienced Teachers

11.6%

Provisional Teachers

100.0%
















In-Field Teachers

Detailed Assessment and Other Data
















Student Performance

The following information shows each level of student performance on statewide assessments.
















Math

Level 1		Level 2		Level 3		Level 4		Level 5	
State	0-10%	State	11-20%	State	21-30%	State	31-40%	State	11-20%
									
District	8.7%	District	28.0%	District	33.2%	District	23.9%	District	6.2%
									
School		School	8.6%	School	20.0%	School	25.7%	School	45.7%
									
N/A									
Minimal		Basic		Passing		Proficient		Advanced	

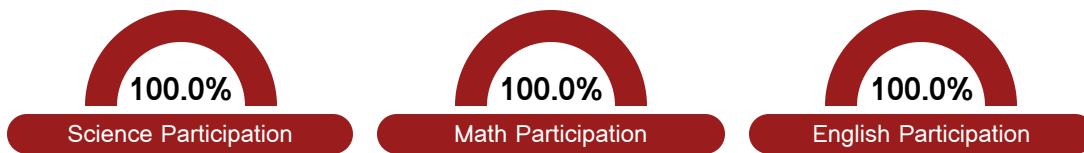
English

Level 1		Level 2		Level 3		Level 4		Level 5	
State	8.3%	State	17.0%	State	29.7%	State	29.3%	State	15.7%
									
District	15.1%	District	22.9%	District	30.2%	District	23.1%	District	8.6%
									
School	0-10%	School	0-10%	School	11-20%	School	41-50%	School	31-40%
									
Minimal		Basic		Passing		Proficient		Advanced	

Science

Level 1		Level 2		Level 3		Level 4		Level 5	
State	11.4%	State	11.9%	State	20.8%	State	33.6%	State	22.3%
									
District	23.7%	District	17.0%	District	21.6%	District	26.6%	District	11.1%
									
School	5.9%	School	N/A	School	5.9%	School	35.3%	School	52.9%
									
Minimal		Basic		Passing		Proficient		Advanced	

Student Assessment Participation



Discipline

Other Data



<5%

Chronic Absenteeism



\$12,376.26

Per-Pupil Expenditure