

McWillie Elementary School

Jackson Public School District

4851 MCWILLIE CIRCLE
Jackson, MS 39206

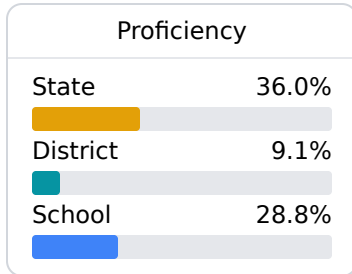
Dr. Sara Harper
spears@jackson.k12.ms.us

School Accountability Grade Components

Mississippi's accountability system assigns "A" through "F" letter grades for schools and districts. Grades are based on student achievement, student growth, student participation in testing, and other academic measures. COVID - 19 pandemic disruptions continue to be reflected in 2021 - 2022 accountability data, particularly growth data.

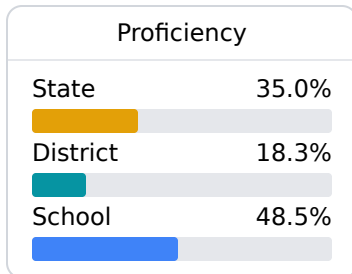
Math

Measurements of student performance on the statewide math assessment.



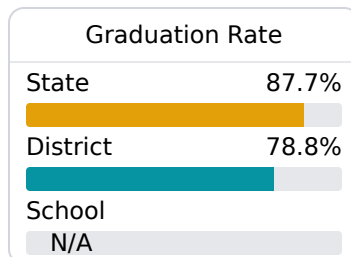
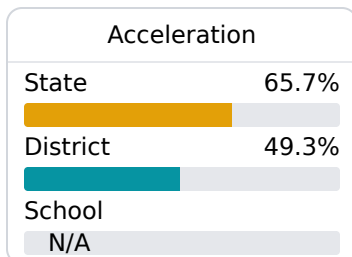
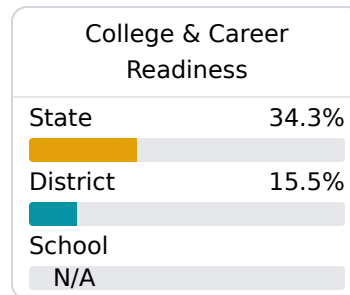
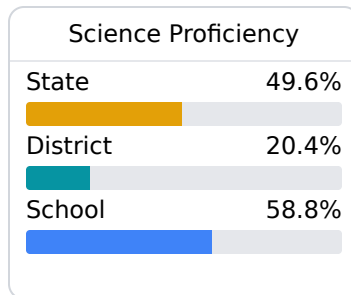
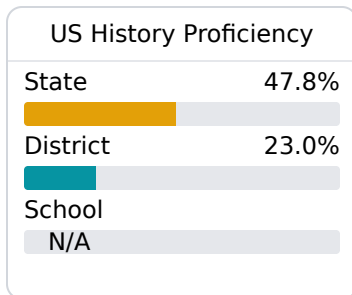
English

Measurements of student performance on the statewide English language arts (ELA) assessment.



Other Measures

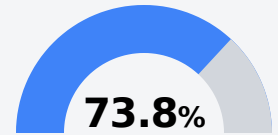
Other measurements of student performance that factor into the accountability grade.



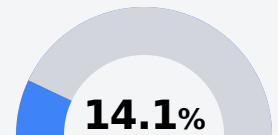
Teacher Data

24.7

Teachers



Experienced Teachers



Provisional Teachers



In-Field Teachers

Detailed Assessment and Other Data

Student Performance

The following information shows each level of student performance on statewide assessments.

Math

Level 1	Level 2	Level 3	Level 4	Level 5
State 11.6%	State 24.2%	State 29.5%	State 24.8%	State 9.9%
District 21-30%	District 31-40%	District 21-30%	District 0-10%	District 0-10%
School 20.9%	School 28.4%	School 22.4%	School 17.9%	School 10.5%
Minimal	Basic	Passing	Proficient	Advanced

English

Level 1	Level 2	Level 3	Level 4	Level 5
State 10.8%	State 23.1%	State 31.8%	State 24.6%	State 9.7%
District 21-30%	District 31-40%	District 21-30%	District 11-20%	District 0-10%
School 0-10%	School 21-30%	School 21-30%	School 21-30%	School 21-30%
Minimal	Basic	Passing	Proficient	Advanced

Science

Level 1	Level 2	Level 3	Level 4	Level 5
State 13.8%	State 14.5%	State 23.4%	State 32.7%	State 15.7%
District 31-40%	District 21-30%	District 21-30%	District 11-20%	District 0-10%
School 11.8%	School 23.5%	School 5.9%	School 35.3%	School 23.5%
Minimal	Basic	Passing	Proficient	Advanced

Student Assessment Participation



Discipline

* Source: 2017-2018 Civil Rights Data Collection

Other Data



<5%

Chronic Absenteeism



\$11,751.69

Per-Pupil Expenditure