

## Marshall Elementary School

Jackson Public School District

2909 OAK FOREST DRIVE  
Jackson, MS 39212

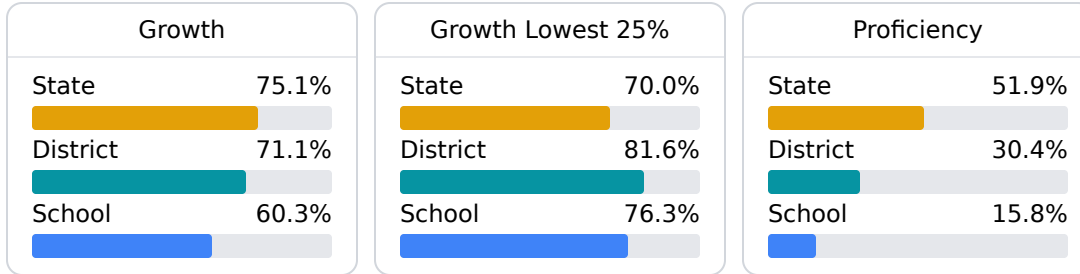
Dr. Jamaka Holman  
jcourse@jackson.k12.ms.us

### School Accountability Grade Components

Mississippi's accountability system assigns "A" through "F" letter grades for schools and districts. Grades are based on student achievement, student growth, student participation in testing, and other academic measures.

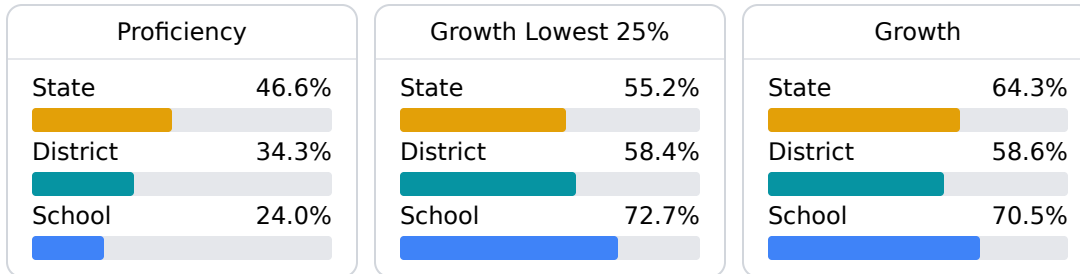
#### Math

Measurements of student performance on the statewide math assessment.



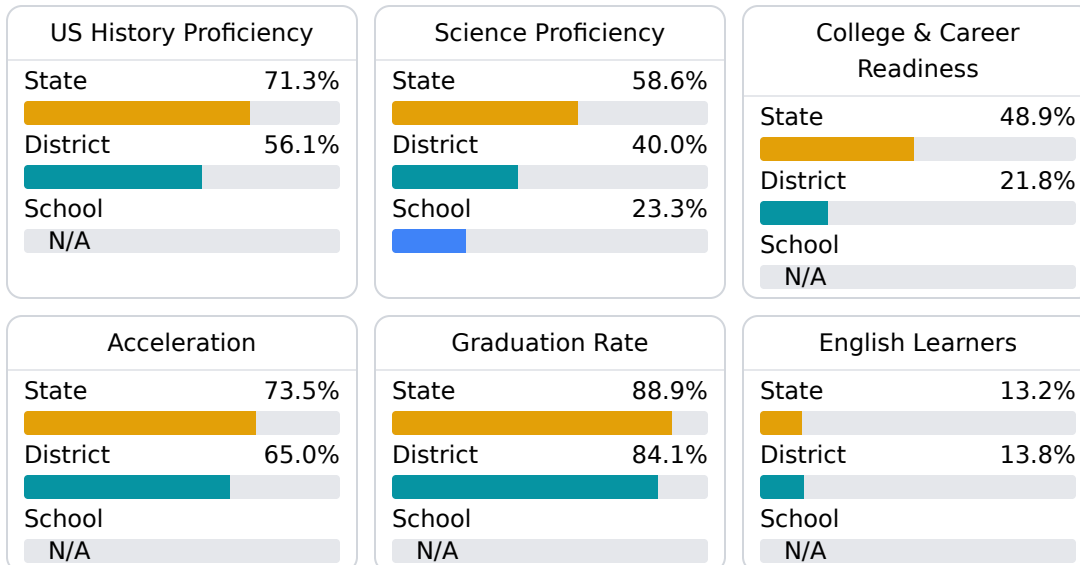
#### English

Measurements of student performance on the statewide English language arts (ELA) assessment.



#### Other Measures

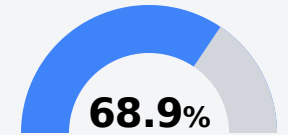
Other measurements of student performance that factor into the accountability grade.



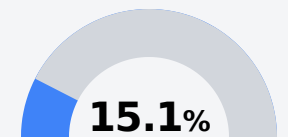
### Teacher Data

12.5

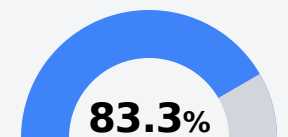
Teachers



Experienced Teachers



Provisional Teachers



In-Field Teachers

## Detailed Assessment and Other Data

### Student Performance

The following information shows each level of student performance on statewide assessments.

#### Math

Level 1	Level 2	Level 3	Level 4	Level 5
State 0-10%	State 11-20%	State 21-30%	State 31-40%	State 11-20%
District 8.7%	District 28.0%	District 33.2%	District 23.9%	District 6.2%
School 11-20%	School 41-50%	School 21-30%	School 11-20%	School 0-10%
Minimal	Basic	Passing	Proficient	Advanced

#### English

Level 1	Level 2	Level 3	Level 4	Level 5
State 8.3%	State 17.0%	State 29.7%	State 29.3%	State 15.7%
District 15.1%	District 22.9%	District 30.2%	District 23.1%	District 8.6%
School 17.2%	School 23.0%	School 33.3%	School 20.7%	School 5.8%
Minimal	Basic	Passing	Proficient	Advanced

#### Science

Level 1	Level 2	Level 3	Level 4	Level 5
State 11.4%	State 11.9%	State 20.8%	State 33.6%	State 22.3%
District 23.7%	District 17.0%	District 21.6%	District 26.6%	District 11.1%
School 23.9%	School 23.9%	School 30.4%	School 15.2%	School 6.5%
Minimal	Basic	Passing	Proficient	Advanced

## Student Assessment Participation



## Discipline

<10

Incidents of Violence

## Other Data



24.8%

Chronic Absenteeism



\$13,335.67

Per-Pupil Expenditure