

## Marshall Elementary School

Jackson Public School District

2909 OAK FOREST DRIVE  
Jackson, MS 39212

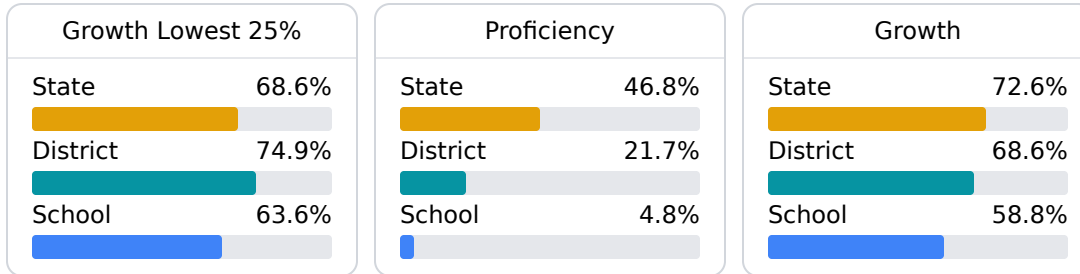
Dr. Jamaka Holman  
jcourse@jackson.k12.ms.us

### School Accountability Grade Components

Mississippi's accountability system assigns "A" through "F" letter grades for schools and districts. Grades are based on student achievement, student growth, student participation in testing, and other academic measures. COVID - 19 pandemic disruptions continue to be reflected in 2021 - 2022 accountability data, particularly growth data.

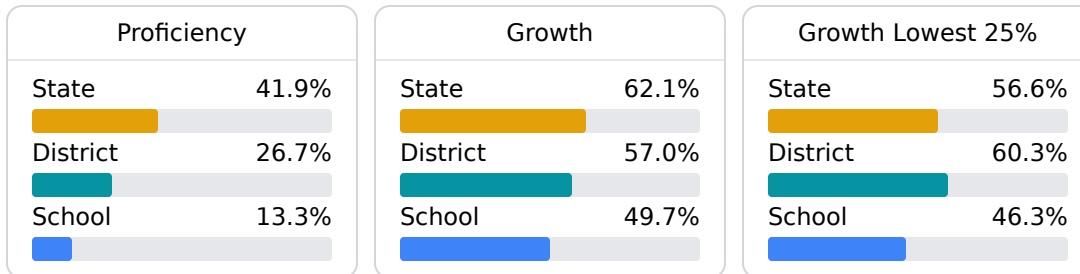
#### Math

Measurements of student performance on the statewide math assessment.



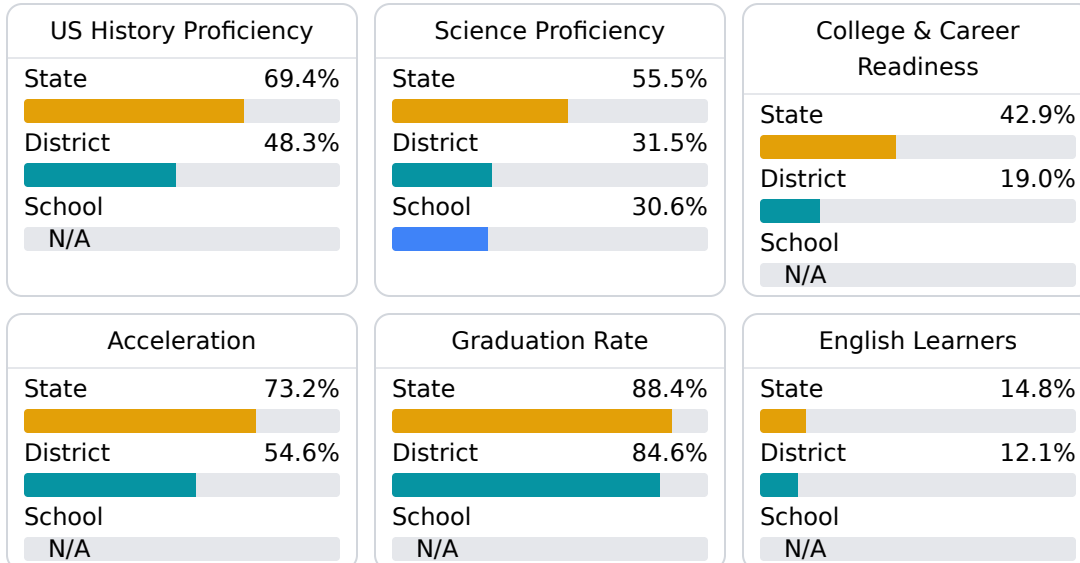
#### English

Measurements of student performance on the statewide English language arts (ELA) assessment.



#### Other Measures

Other measurements of student performance that factor into the accountability grade.



### Teacher Data

18.7

Teachers



70.1%

Experienced Teachers

29.9%

Provisional Teachers

92.5%

In-Field Teachers

## Detailed Assessment and Other Data

### Student Performance

The following information shows each level of student performance on statewide assessments.

#### Math

Level 1	Level 2	Level 3	Level 4	Level 5
State 7.0%	State 19.3%	State 27.3%	State 31.5%	State 15.0%
District 11-20%	District 31-40%	District 21-30%	District 11-20%	District 0-10%
School 31-40%	School 31-40%	School 21-30%	School 0-10%	School N/A
Minimal	Basic	Passing	Proficient	Advanced

#### English

Level 1	Level 2	Level 3	Level 4	Level 5
State 8.6%	State 18.9%	State 31.3%	State 29.1%	State 12.1%
District 15.6%	District 27.3%	District 31.5%	District 20.1%	District 5.5%
School 23.5%	School 33.9%	School 31.3%	School 11.3%	School N/A
Minimal	Basic	Passing	Proficient	Advanced

#### Science

Level 1	Level 2	Level 3	Level 4	Level 5
State 11.0%	State 12.4%	State 22.5%	State 34.7%	State 19.4%
District 23.4%	District 21.4%	District 25.8%	District 24.1%	District 5.5%
School 20.0%	School 25.0%	School 32.5%	School 22.5%	School N/A
Minimal	Basic	Passing	Proficient	Advanced

## Student Assessment Participation



## Discipline

## Other Data



**31.4%**

Chronic Absenteeism



**\$12,642.50**

Per-Pupil Expenditure