



## Lester Elementary School

Jackson Public School District



2350 OAKHURST DRIVE  
Jackson, MS 39204

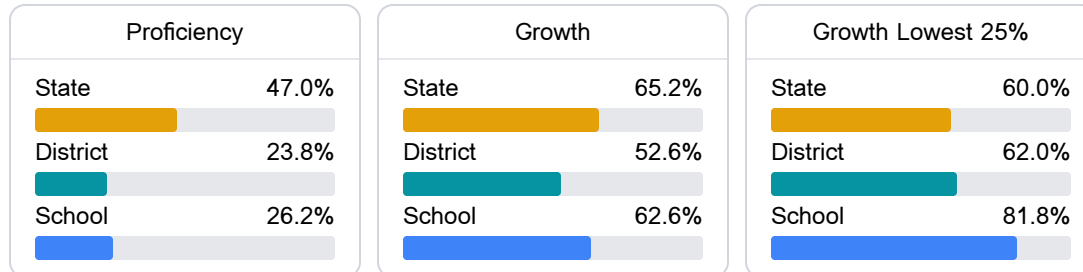


### School Accountability Grade Components

Mississippi's accountability system assigns "A" through "F" letter grades for schools and districts. Grades are based on student achievement, student growth, student participation in testing, and other academic measures.

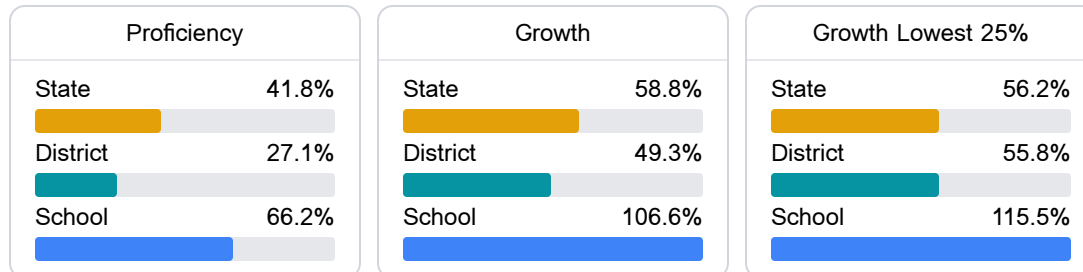
#### Math

Measurements of student performance on the statewide math assessment.



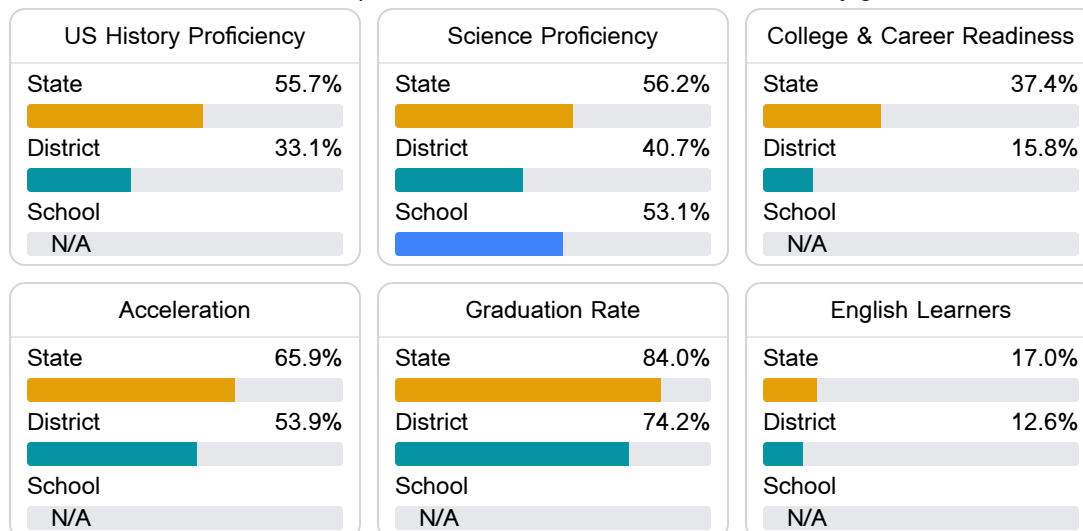
#### English

Measurements of student performance on the statewide English language arts (ELA) assessment.



#### Other Measures

Other measurements of student performance that factor into the accountability grade.



### Teacher Data

16.4

Teachers



40.6%

Experienced Teachers

47.2%

Provisional Teachers

92.3%

In-Field Teachers

## Detailed Assessment and Other Data

## Student Performance

The following information shows each level of student performance on statewide assessments.

## Math

Level 1		Level 2		Level 3		Level 4		Level 5	
State	5.6%	State	17.7%	State	31.2%	State	31.3%	State	14.1%
District	11-20%	District	31-40%	District	31-40%	District	11-20%	District	0-10%
School	0-10%	School	21-30%	School	51-60%	School	11-20%	School	0-10%
Minimal		Basic		Passing		Proficient		Advanced	

## English

Level 1		Level 2		Level 3		Level 4		Level 5	
State	6.8%	State	19.6%	State	33.5%	State	28.9%	State	11.2%
District	13.9%	District	28.6%	District	32.8%	District	19.4%	District	5.3%
School	0-10%	School	0-10%	School	21-30%	School	41-50%	School	11-20%
Minimal		Basic		Passing		Proficient		Advanced	

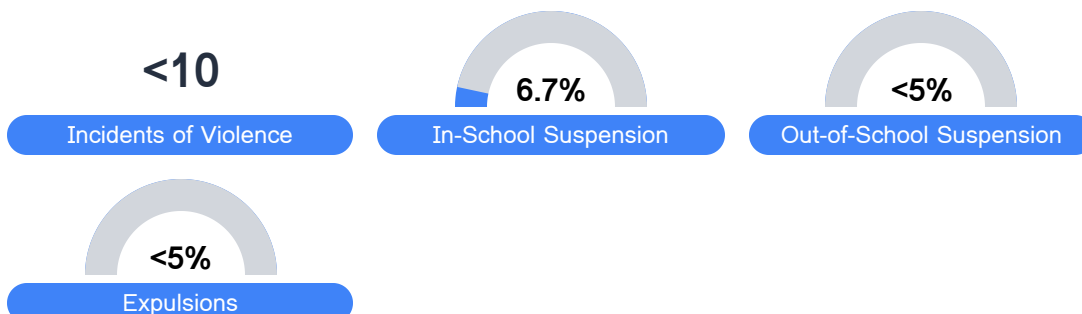
## Science

Level 1		Level 2		Level 3		Level 4		Level 5	
State	10.3%	State	13.6%	State	23.4%	State	36.0%	State	16.7%
District	24.8%	District	22.5%	District	24.1%	District	23.3%	District	5.3%
School	12.7%	School	14.6%	School	34.6%	School	10.9%	School	27.3%
Minimal		Basic		Passing		Proficient		Advanced	

## Student Assessment Participation



## Discipline



&lt;5%

Expulsions

\* Source: 2017-2018 Civil Rights Data Collection

## Other Data



10.7 %

Chronic Absenteeism



\$8,601.07

Per-Pupil Expenditure