


## **B** Lake Elementary School

Jackson Public School District

 472 MT VERNON AVENUE  
Jackson, MS 39209

 Yasontas Burton  
yburton@jackson.k12.ms.us

### School Accountability Grade Components

Mississippi's accountability system assigns "A" through "F" letter grades for schools and districts. Grades are based on student achievement, student growth, student participation in testing, and other academic measures.

#### Math

Measurements of student performance on the statewide math assessment.

Proficiency		Growth		Growth Lowest 25%	
State	47.0%	State	65.2%	State	60.0%
District	23.8%	District	52.6%	District	62.0%
School	39.6%	School	58.3%	School	83.9%

#### English

Measurements of student performance on the statewide English language arts (ELA) assessment.

Growth		Proficiency		Growth Lowest 25%	
State	58.8%	State	41.8%	State	56.2%
District	49.3%	District	27.1%	District	55.8%
School	59.3%	School	36.5%	School	66.4%

#### Other Measures

Other measurements of student performance that factor into the accountability grade.

US History Proficiency		Science Proficiency		College & Career Readiness	
State	55.7%	State	56.2%	State	37.4%
District	33.1%	District	40.7%	District	15.8%
School	N/A	School	83.3%	School	N/A

Acceleration		Graduation Rate		English Learners	
State	65.9%	State	84.0%	State	17.0%
District	53.9%	District	74.2%	District	12.6%
School	N/A	School	N/A	School	N/A

### Teacher Data

19.1

Teachers



79.3%

Experienced Teachers

20.7%

Provisional Teachers

97.7%

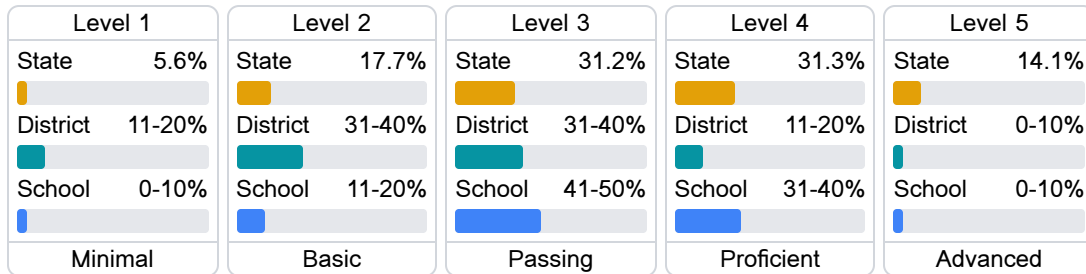
In-Field Teachers

## Detailed Assessment and Other Data

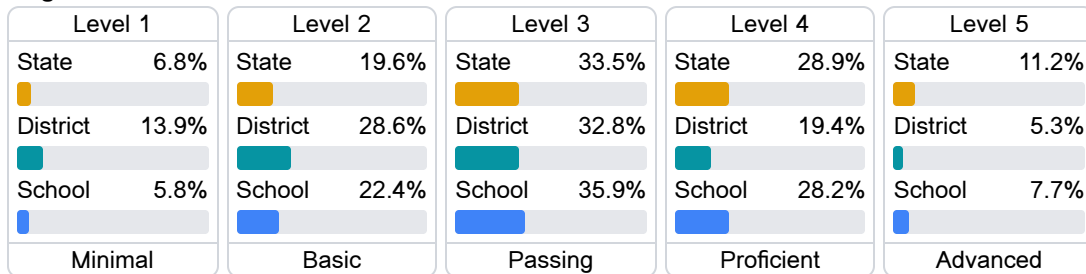
## Student Performance

The following information shows each level of student performance on statewide assessments.

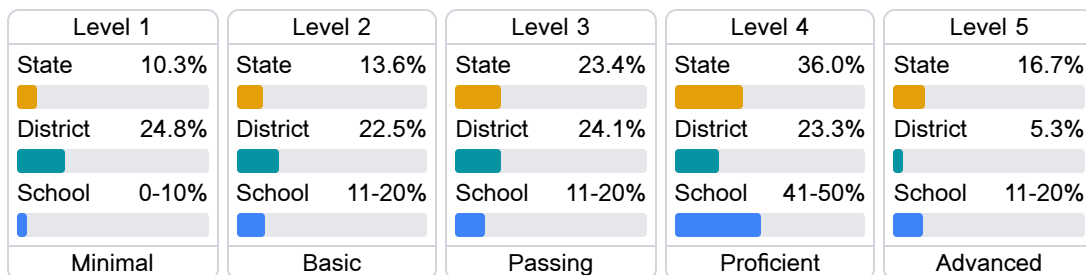
## Math



## English



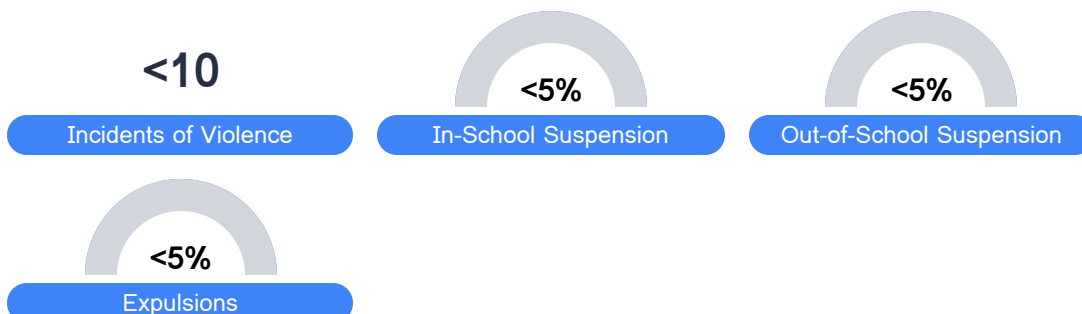
## Science



## Student Assessment Participation



## Discipline



\* Source: 2017-2018 Civil Rights Data Collection

## Other Data



21.4 %

Chronic Absenteeism



\$8,552.87

Per-Pupil Expenditure