



## Bates Elementary School

Jackson Public School District



3180 McDowell Road Ext  
Jackson, MS 39212



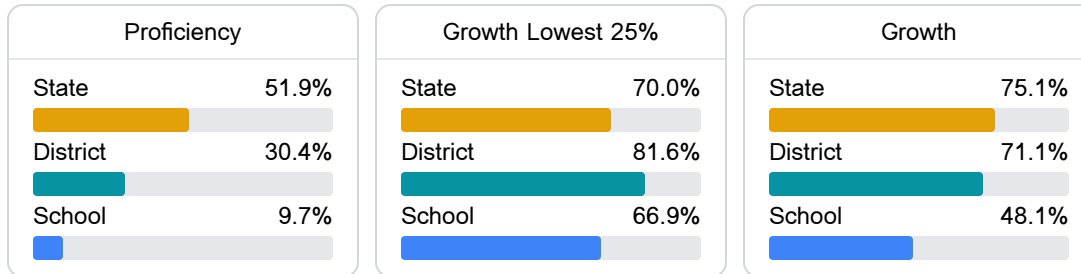
Dr. Rachel Coleman  
[rellis@jackson.k12.ms.us](mailto:rellis@jackson.k12.ms.us)

### School Accountability Grade Components

Mississippi's accountability system assigns "A" through "F" letter grades for schools and districts. Grades are based on student achievement, student growth, student participation in testing, and other academic measures.

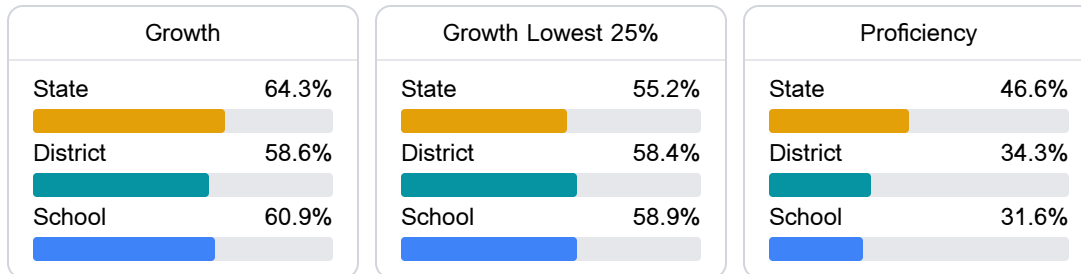
#### Math

Measurements of student performance on the statewide math assessment.



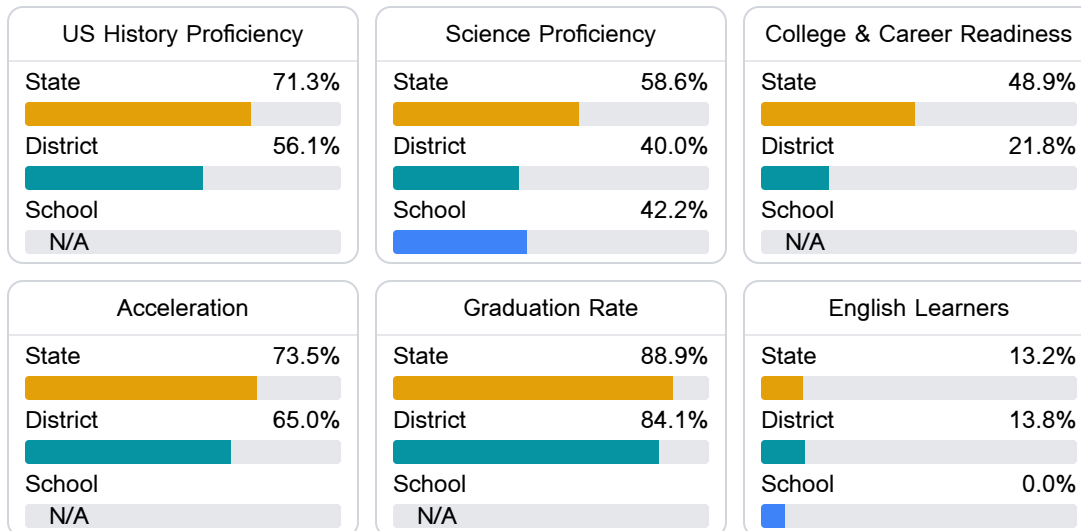
#### English

Measurements of student performance on the statewide English language arts (ELA) assessment.



#### Other Measures

Other measurements of student performance that factor into the accountability grade.



### Teacher Data

26.1

Teachers



61.7%

Experienced Teachers

26.8%

Provisional Teachers

96.9%

In-Field Teachers

## Detailed Assessment and Other Data

## Student Performance

The following information shows each level of student performance on statewide assessments.

## Math

Level 1		Level 2		Level 3		Level 4		Level 5	
State	0-10%	State	11-20%	State	21-30%	State	31-40%	State	11-20%
District	8.7%	District	28.0%	District	33.2%	District	23.9%	District	6.2%
School	11-20%	School	31-40%	School	31-40%	School	0-10%	School	0-10%
Minimal		Basic		Passing		Proficient		Advanced	

## English

Level 1		Level 2		Level 3		Level 4		Level 5	
State	8.3%	State	17.0%	State	29.7%	State	29.3%	State	15.7%
District	15.1%	District	22.9%	District	30.2%	District	23.1%	District	8.6%
School	21.5%	School	20.5%	School	28.2%	School	23.1%	School	6.7%
Minimal		Basic		Passing		Proficient		Advanced	


## Science

Level 1		Level 2		Level 3		Level 4		Level 5	
State	11.4%	State	11.9%	State	20.8%	State	33.6%	State	22.3%
District	23.7%	District	17.0%	District	21.6%	District	26.6%	District	11.1%
School	18.7%	School	9.3%	School	30.7%	School	33.3%	School	8.0%
Minimal		Basic		Passing		Proficient		Advanced	

## Student Assessment Participation



## Discipline



## Other Data



33.8 %

Chronic Absenteeism



\$13,112.58

Per-Pupil Expenditure