



Johnson Elementary School

Jackson Public School District



1339 Oakpark Drive
Jackson, MS 39213



Guyniesha Johnson
gjohnson@jackson.k12.ms.us

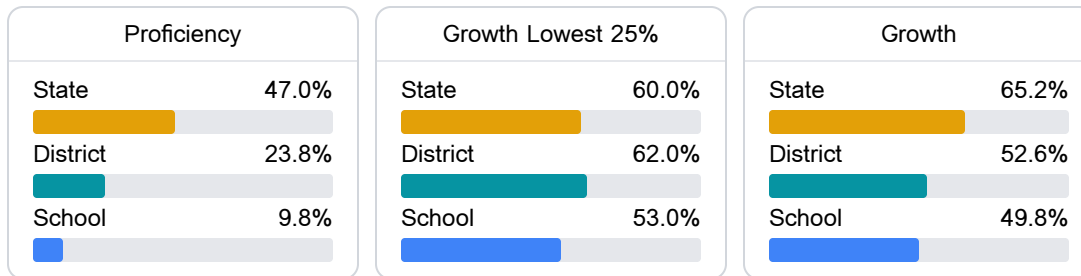
Identified for **Additional Targeted Support and Improvement**

School Accountability Grade Components

Mississippi's accountability system assigns "A" through "F" letter grades for schools and districts. Grades are based on student achievement, student growth, student participation in testing, and other academic measures.

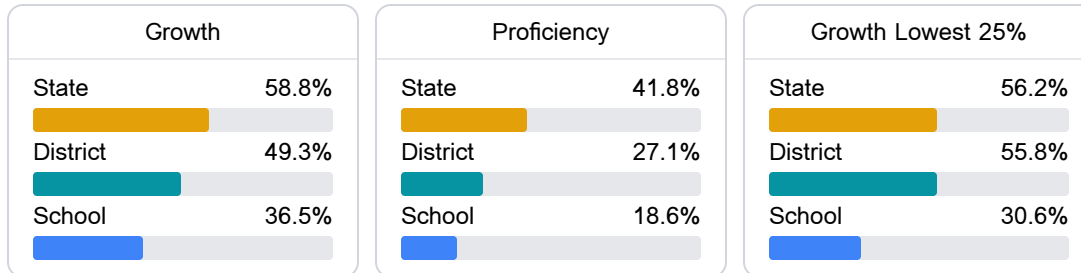
Math

Measurements of student performance on the statewide math assessment.



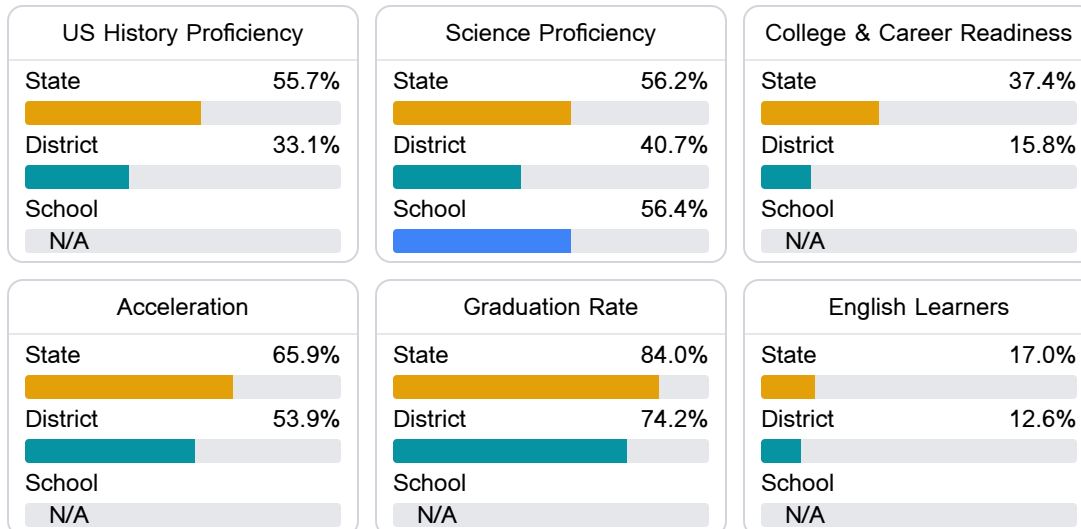
English

Measurements of student performance on the statewide English language arts (ELA) assessment.



Other Measures

Other measurements of student performance that factor into the accountability grade.



Teacher Data

25.3

Teachers



67.1%

Experienced Teachers

23.7%

Provisional Teachers

89.2%

In-Field Teachers

Detailed Assessment and Other Data

Student Performance

The following information shows each level of student performance on statewide assessments.

Math

Level 1		Level 2		Level 3		Level 4		Level 5	
State	5.6%	State	17.7%	State	31.2%	State	31.3%	State	14.1%
District	11-20%	District	31-40%	District	31-40%	District	11-20%	District	0-10%
School	21-30%	School	31-40%	School	31-40%	School	0-10%	School	0-10%
Minimal		Basic		Passing		Proficient		Advanced	

English

Level 1		Level 2		Level 3		Level 4		Level 5	
State	6.8%	State	19.6%	State	33.5%	State	28.9%	State	11.2%
District	13.9%	District	28.6%	District	32.8%	District	19.4%	District	5.3%
School	11-20%	School	31-40%	School	21-30%	School	11-20%	School	0-10%
Minimal		Basic		Passing		Proficient		Advanced	

Science

Level 1		Level 2		Level 3		Level 4		Level 5	
State	10.3%	State	13.6%	State	23.4%	State	36.0%	State	16.7%
District	24.8%	District	22.5%	District	24.1%	District	23.3%	District	5.3%
School	11-20%	School	31-40%	School	31-40%	School	11-20%	School	0-10%
Minimal		Basic		Passing		Proficient		Advanced	

Student Assessment Participation



Discipline



* Source: 2017-2018 Civil Rights Data Collection

Other Data



17.1 %

Chronic Absenteeism



\$8,500.11

Per-Pupil Expenditure