



## Jim Hill High School

Jackson Public School District



2185 Coach Fred Harris Dr  
Jackson, MS 39204



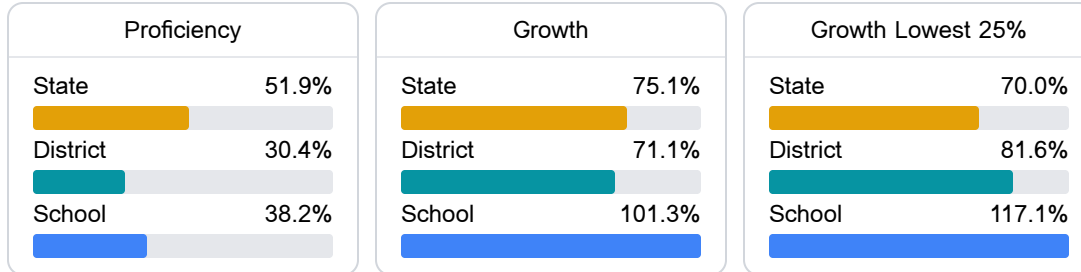
Bobby Brown  
bdbrown@jackson.k12.ms.us

### School Accountability Grade Components

Mississippi's accountability system assigns "A" through "F" letter grades for schools and districts. Grades are based on student achievement, student growth, student participation in testing, and other academic measures.

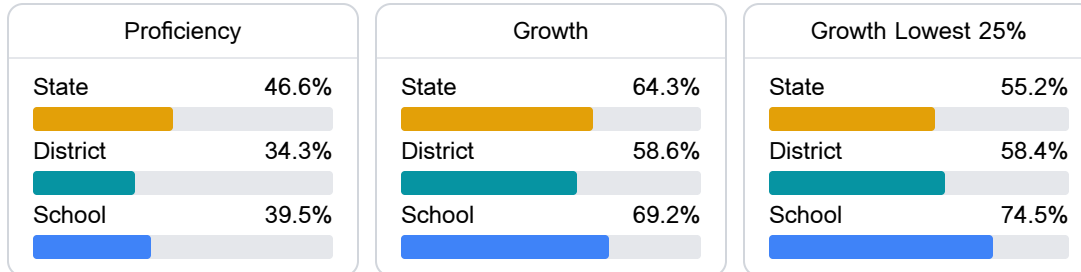
#### Math

Measurements of student performance on the statewide math assessment.



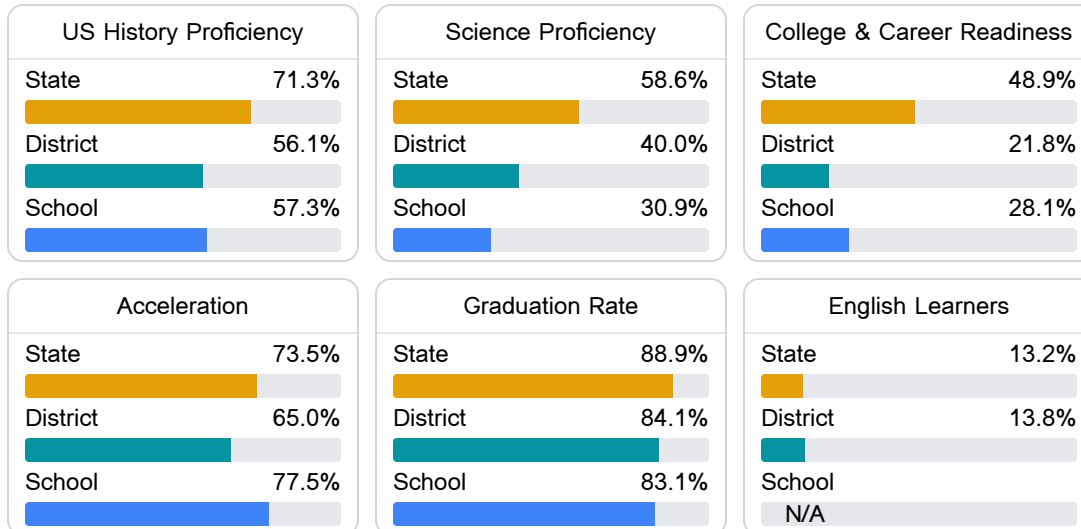
#### English

Measurements of student performance on the statewide English language arts (ELA) assessment.



#### Other Measures

Other measurements of student performance that factor into the accountability grade.



### Teacher Data

70.1

Teachers



66.1%

Experienced Teachers

13.8%

Provisional Teachers

97.4%

In-Field Teachers

## Detailed Assessment and Other Data

## Student Performance

The following information shows each level of student performance on statewide assessments.

## Math

Level 1		Level 2		Level 3		Level 4		Level 5	
State	0-10%	State	11-20%	State	21-30%	State	31-40%	State	11-20%
District	8.7%	District	28.0%	District	33.2%	District	23.9%	District	6.2%
School	0-10%	School	0-10%	School	31-40%	School	41-50%	School	0-10%
Minimal		Basic		Passing		Proficient		Advanced	

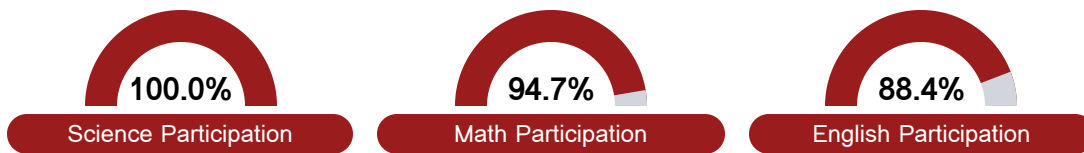
## English

Level 1		Level 2		Level 3		Level 4		Level 5	
State	8.3%	State	17.0%	State	29.7%	State	29.3%	State	15.7%
District	15.1%	District	22.9%	District	30.2%	District	23.1%	District	8.6%
School	16.9%	School	26.0%	School	27.8%	School	20.2%	School	9.2%
Minimal		Basic		Passing		Proficient		Advanced	

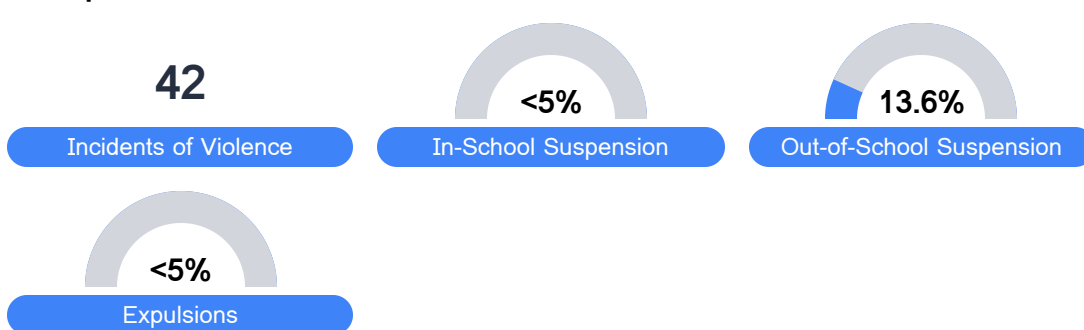
## Science

Level 1		Level 2		Level 3		Level 4		Level 5	
State	11.4%	State	11.9%	State	20.8%	State	33.6%	State	22.3%
District	23.7%	District	17.0%	District	21.6%	District	26.6%	District	11.1%
School	29.9%	School	17.8%	School	20.2%	School	23.3%	School	8.8%
Minimal		Basic		Passing		Proficient		Advanced	

## Student Assessment Participation



## Discipline



## Other Data



47.8 %

Chronic Absenteeism



\$13,590.54

Per-Pupil Expenditure



51.2 %

Post-Secondary Enrollment



&gt;95%

Advanced Course Participation