



Green Elementary School

Jackson Public School District



610 FOREST AVENUE
Jackson, MS 39206



Jamaka Holman
jcourse@jackson.k12.ms.us

School Accountability Grade Components

Mississippi's accountability system assigns "A" through "F" letter grades for schools and districts. Grades are based on student achievement, student growth, student participation in testing, and other academic measures.

Math

Measurements of student performance on the statewide math assessment.

Proficiency		Growth		Growth Lowest 25%	
State	43.2%	State	62.9%	State	55.6%
District	19.6%	District	45.8%	District	51.6%
School	10.1%	School	47.6%	School	60.7%

English

Measurements of student performance on the statewide English language arts (ELA) assessment.

Growth		Proficiency		Growth Lowest 25%	
State	60.6%	State	39.8%	State	61.4%
District	51.4%	District	24.7%	District	61.0%
School	49.8%	School	19.6%	School	50.8%

Other Measures

Other measurements of student performance that factor into the accountability grade.

US History Proficiency		Science Proficiency		College & Career Readiness	
State	53.9%	State	64.5%	State	38.1%
District	30.8%	District	40.7%	District	17.5%
School	N/A	School	31.8%	School	N/A

Acceleration		Graduation Rate		English Learners	
State	58.2%	State	83.0%	State	13.7%
District	31.7%	District	71.0%	District	14.1%
School	N/A	School	N/A	School	N/A

Teacher Data

17.7

Teachers



72.0%

Experienced Teachers

12.4%

Provisional Teachers

87.7%

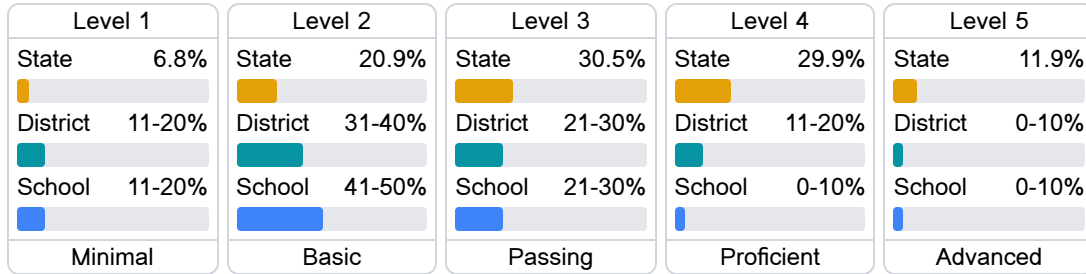
In-Field Teachers

Detailed Assessment and Other Data

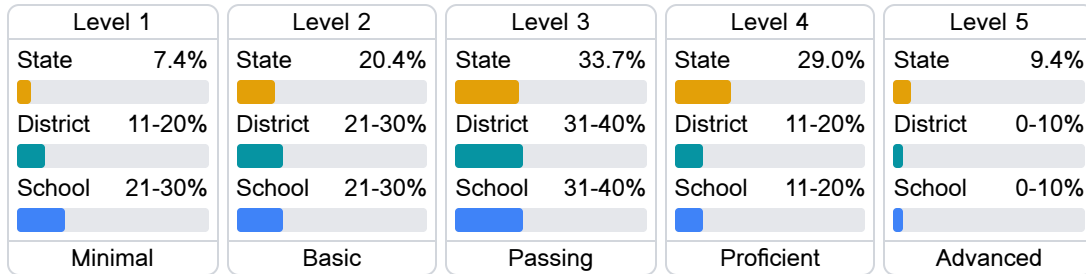
Student Performance

The following information shows each level of student performance on statewide assessments.

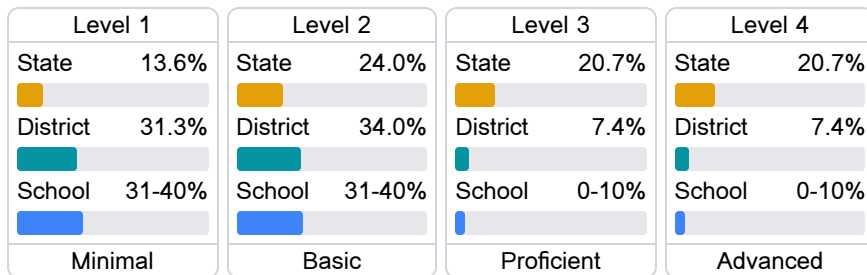
Math



English



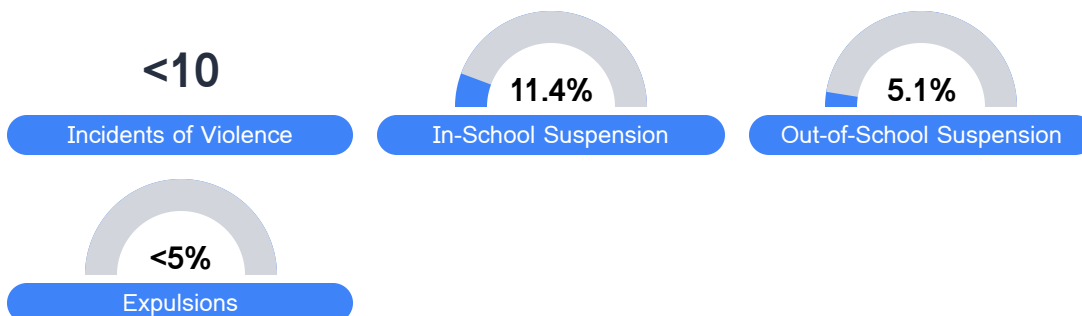
Science



Student Assessment Participation



Discipline



* Source: 2017-2018 Civil Rights Data Collection

Other Data



18.7 %

Chronic Absenteeism



\$7,702.83

Per-Pupil Expenditure