



## George Elementary School

Jackson Public School District



1020 HUNTER STREET  
Jackson, MS 39204



CARLA B. THOMAS  
cthomas@jackson.k12.ms.us

### School Accountability Grade Components

Mississippi's accountability system assigns "A" through "F" letter grades for schools and districts. Grades are based on student achievement, student growth, student participation in testing, and other academic measures.

#### Math

Measurements of student performance on the statewide math assessment.

Proficiency		Growth		Growth Lowest 25%	
State	43.2%	State	62.9%	State	55.6%
District	19.6%	District	45.8%	District	51.6%
School	24.1%	School	65.7%	School	65.9%

#### English

Measurements of student performance on the statewide English language arts (ELA) assessment.

Proficiency		Growth		Growth Lowest 25%	
State	39.8%	State	60.6%	State	61.4%
District	24.7%	District	51.4%	District	61.0%
School	24.1%	School	59.3%	School	59.3%

#### Other Measures

Other measurements of student performance that factor into the accountability grade.

US History Proficiency		Science Proficiency		College & Career Readiness	
State	53.9%	State	64.5%	State	38.1%
District	30.8%	District	40.7%	District	17.5%
School	N/A	School	64.7%	School	N/A

Acceleration		Graduation Rate		English Learners	
State	58.2%	State	83.0%	State	13.7%
District	31.7%	District	71.0%	District	14.1%
School	N/A	School	N/A	School	N/A

### Teacher Data

8.1

Teachers



61.4%

Experienced Teachers

14.0%

Provisional Teachers

98.3%

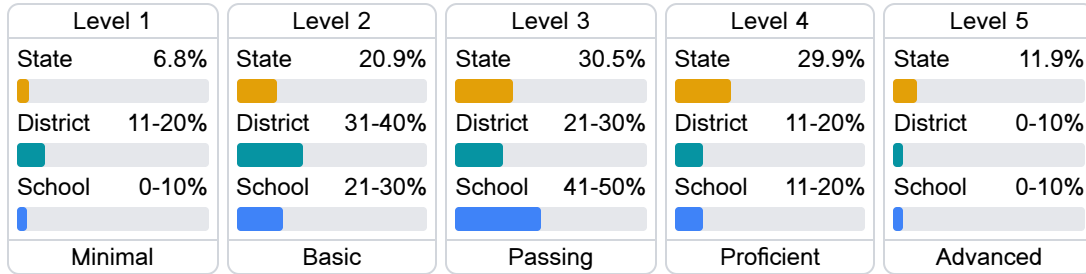
In-Field Teachers

## Detailed Assessment and Other Data

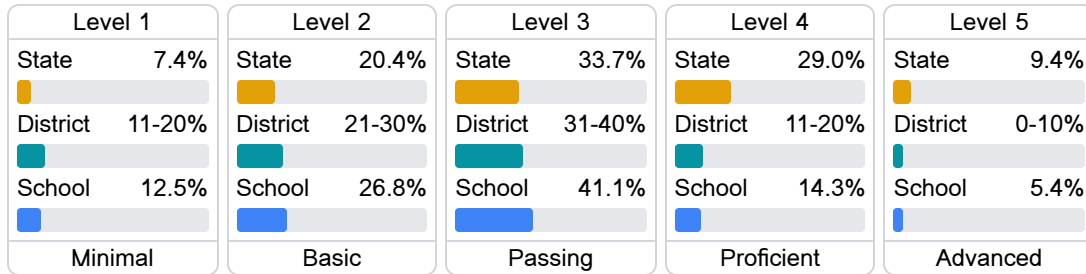
## Student Performance

The following information shows each level of student performance on statewide assessments.

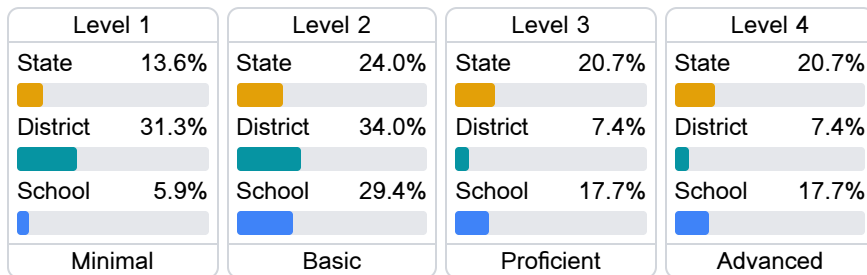
## Math



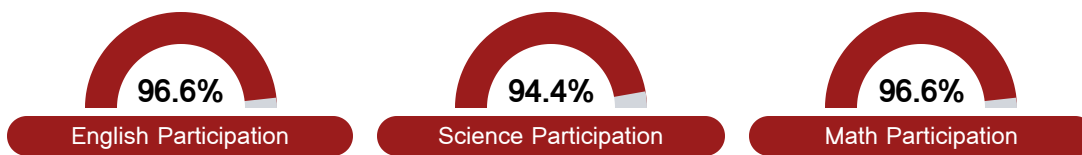
## English



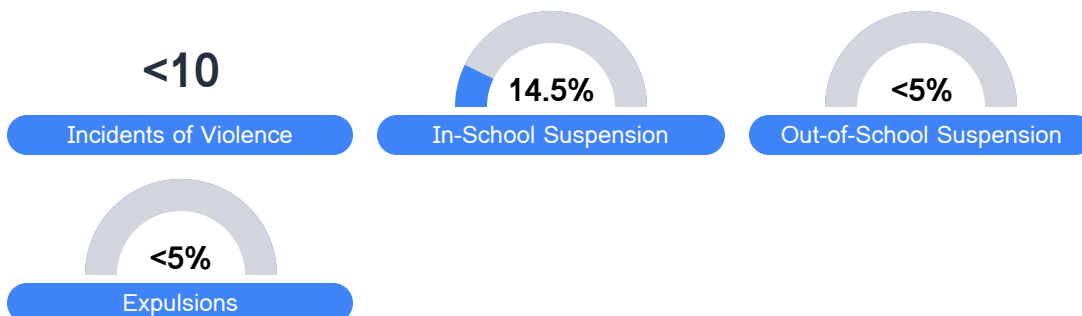
## Science



## Student Assessment Participation



## Discipline



\* Source: 2017-2018 Civil Rights Data Collection

## Other Data



21.0%

Chronic Absenteeism



\$10,128.09

Per-Pupil Expenditure