



## Chastain Middle School

Jackson Public School District



4650 MANHATTAN ROAD  
Jackson, MS 39206



Sharon Terrell  
shterrell@jackson.k12.ms.us

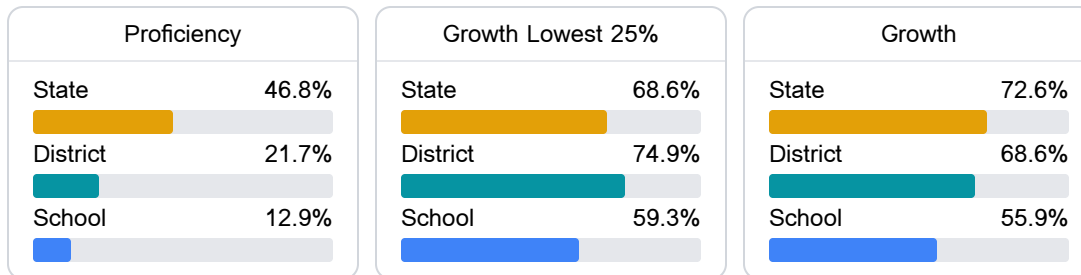
Identified for **Comprehensive Support and Improvement**

### School Accountability Grade Components

Mississippi's accountability system assigns "A" through "F" letter grades for schools and districts. Grades are based on student achievement, student growth, student participation in testing, and other academic measures. COVID - 19 pandemic disruptions continue to be reflected in 2021 - 2022 accountability data, particularly growth data.

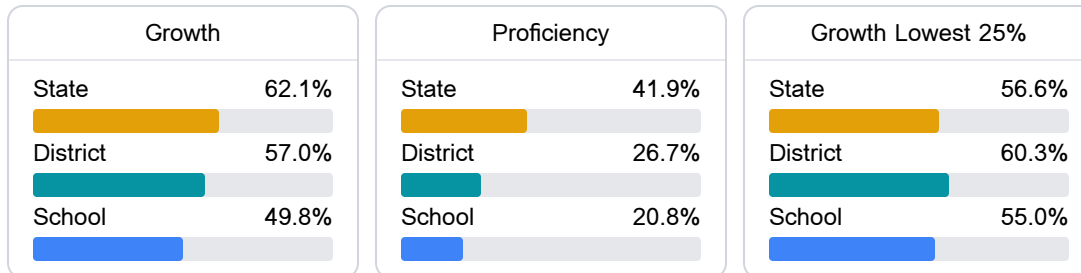
#### Math

Measurements of student performance on the statewide math assessment.



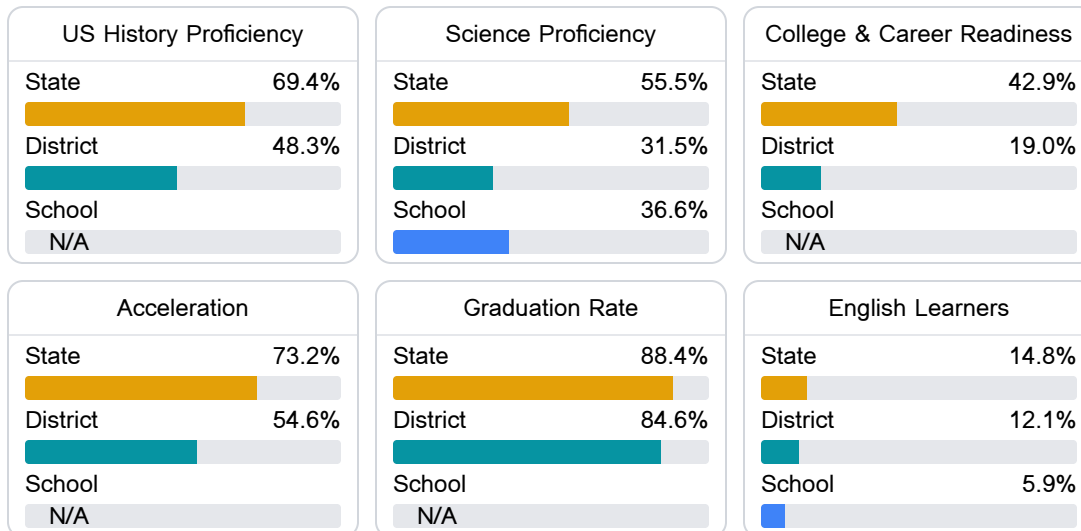
#### English

Measurements of student performance on the statewide English language arts (ELA) assessment.



#### Other Measures

Other measurements of student performance that factor into the accountability grade.



### Teacher Data

50.6

Teachers



72.2%

Experienced Teachers

16.1%

Provisional Teachers

98.6%

In-Field Teachers

## Detailed Assessment and Other Data

## Student Performance

The following information shows each level of student performance on statewide assessments.

## Math

Level 1		Level 2		Level 3		Level 4		Level 5	
State	7.0%	State	19.3%	State	27.3%	State	31.5%	State	15.0%
District	11-20%	District	31-40%	District	21-30%	District	11-20%	District	0-10%
School	11-20%	School	41-50%	School	21-30%	School	0-10%	School	0-10%
Minimal		Basic		Passing		Proficient		Advanced	

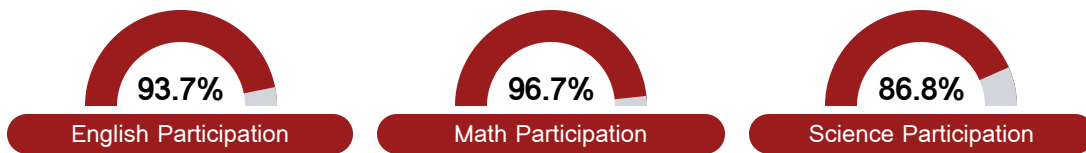
## English

Level 1		Level 2		Level 3		Level 4		Level 5	
State	8.6%	State	18.9%	State	31.3%	State	29.1%	State	12.1%
District	15.6%	District	27.3%	District	31.5%	District	20.1%	District	5.5%
School	11-20%	School	21-30%	School	31-40%	School	11-20%	School	0-10%
Minimal		Basic		Passing		Proficient		Advanced	

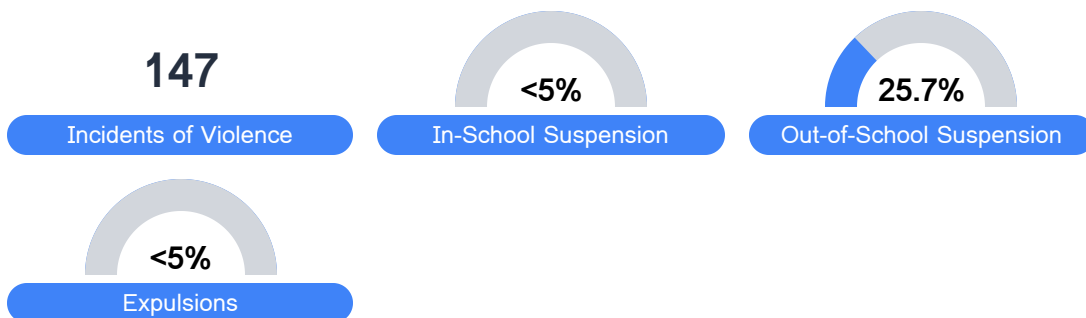
## Science

Level 1		Level 2		Level 3		Level 4		Level 5	
State	11.0%	State	12.4%	State	22.5%	State	34.7%	State	19.4%
District	23.4%	District	21.4%	District	25.8%	District	24.1%	District	5.5%
School	11-20%	School	21-30%	School	21-30%	School	21-30%	School	0-10%
Minimal		Basic		Passing		Proficient		Advanced	

## Student Assessment Participation



## Discipline



## Other Data



9.5 %

Chronic Absenteeism



\$12,871.73

Per-Pupil Expenditure