



# Chastain Middle School

Jackson Public School District



4650 MANHATTAN ROAD  
Jackson, MS 39206



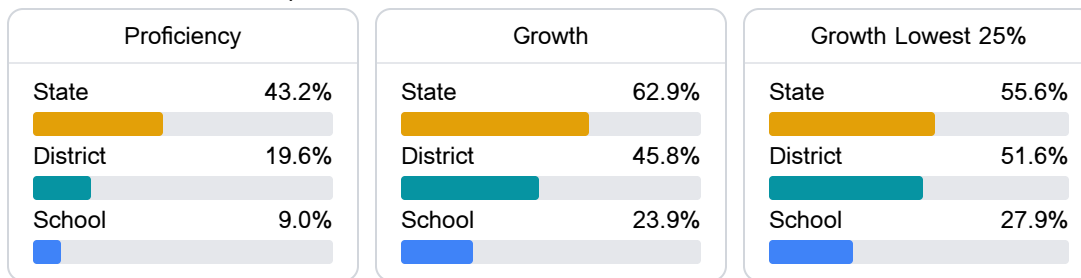
Identified for **Comprehensive Support and Improvement**

## School Accountability Grade Components

Mississippi's accountability system assigns "A" through "F" letter grades for schools and districts. Grades are based on student achievement, student growth, student participation in testing, and other academic measures.

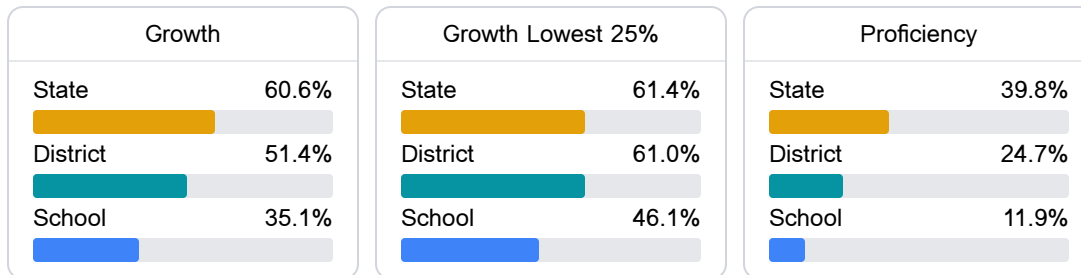
### Math

Measurements of student performance on the statewide math assessment.



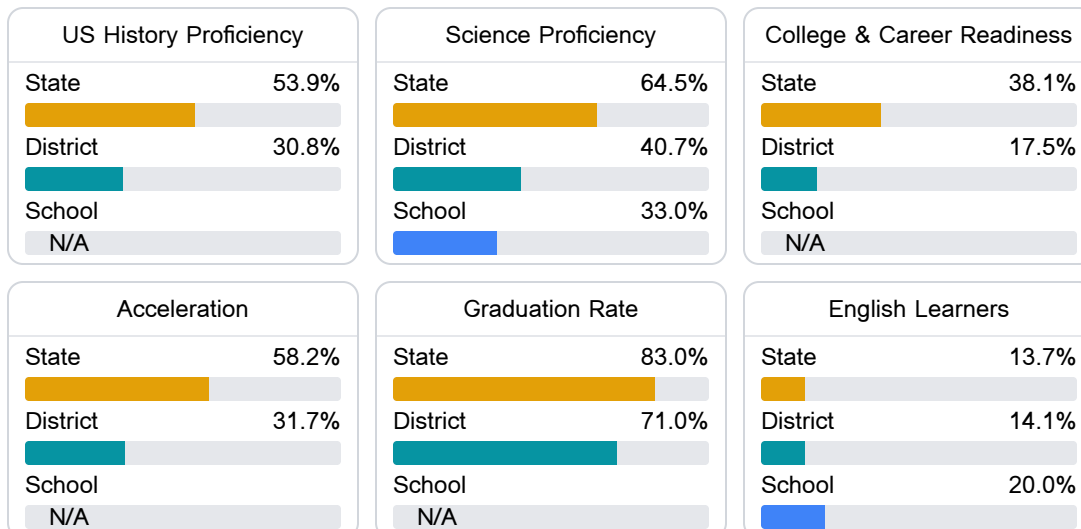
### English

Measurements of student performance on the statewide English language arts (ELA) assessment.



### Other Measures

Other measurements of student performance that factor into the accountability grade.



## Teacher Data

47.2

Teachers



75.7%

Experienced Teachers

18.1%

Provisional Teachers

89.1%

In-Field Teachers

## Detailed Assessment and Other Data

## Student Performance

The following information shows each level of student performance on statewide assessments.

## Math

Level 1		Level 2		Level 3		Level 4		Level 5	
State	6.8%	State	20.9%	State	30.5%	State	29.9%	State	11.9%
District	11-20%	District	31-40%	District	21-30%	District	11-20%	District	0-10%
School	21-30%	School	41-50%	School	21-30%	School	0-10%	School	0-10%
Minimal		Basic		Passing		Proficient		Advanced	

## English

Level 1		Level 2		Level 3		Level 4		Level 5	
State	7.4%	State	20.4%	State	33.7%	State	29.0%	State	9.4%
District	11-20%	District	21-30%	District	31-40%	District	11-20%	District	0-10%
School	11-20%	School	31-40%	School	31-40%	School	0-10%	School	0-10%
Minimal		Basic		Passing		Proficient		Advanced	

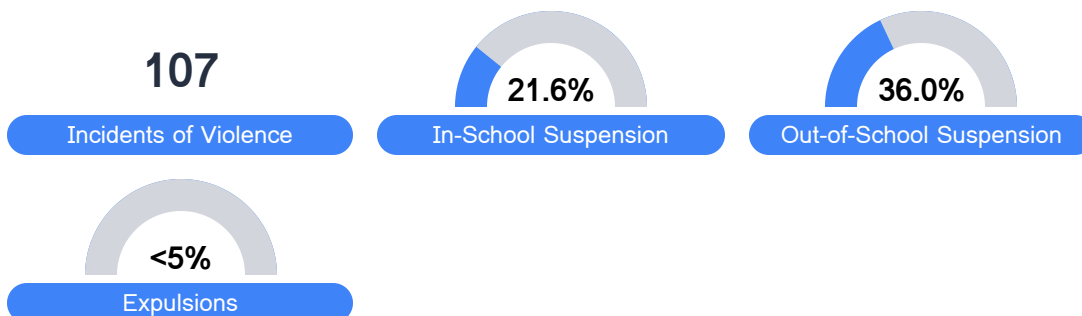
## Science

Level 1		Level 2		Level 3		Level 4	
State	13.6%	State	24.0%	State	20.7%	State	20.7%
District	31.3%	District	34.0%	District	7.4%	District	7.4%
School	31-40%	School	31-40%	School	0-10%	School	0-10%
Minimal		Basic		Proficient		Advanced	

## Student Assessment Participation



## Discipline



\* Source: 2017-2018 Civil Rights Data Collection

## Other Data



22.7 %

Chronic Absenteeism



\$8,825.61

Per-Pupil Expenditure