

## **A** Casey Elementary School Jackson Public School District

2101 LAKE CIRCLE  
Jackson, MS 39211

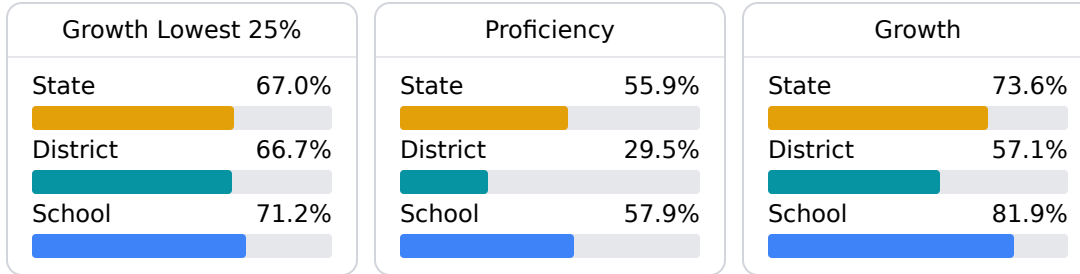
Vanessa Hinton Dean  
vhinton@jackson.k12.ms.us

### School Accountability Grade Components

Mississippi's accountability system assigns "A" through "F" letter grades for schools and districts. Grades are based on student achievement, student growth, student participation in testing, and other academic measures.

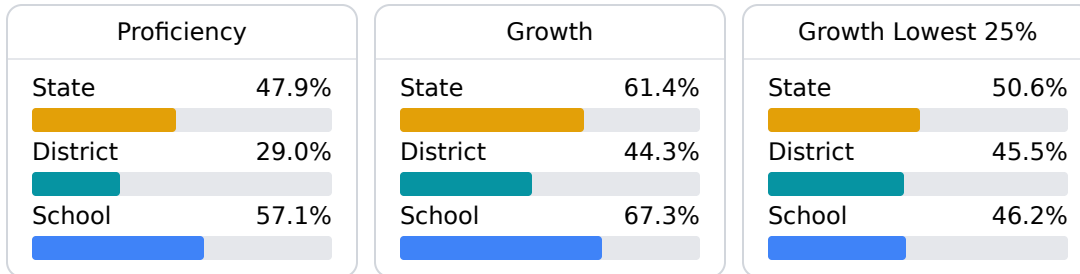
#### Math

Measurements of student performance on the statewide math assessment.



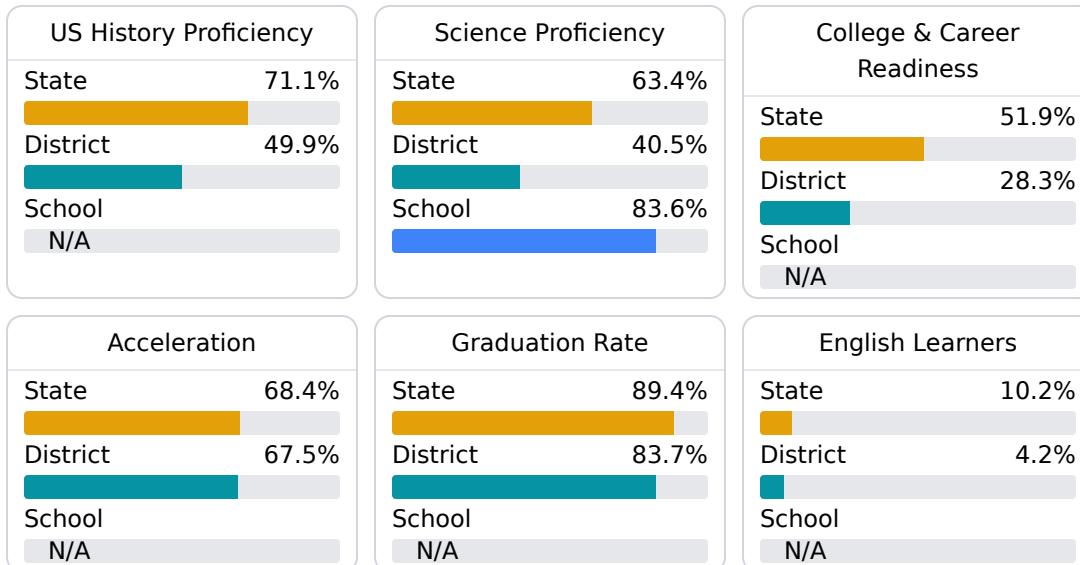
#### English

Measurements of student performance on the statewide English language arts (ELA) assessment.



#### Other Measures

Other measurements of student performance that factor into the accountability grade.



### Teacher Data

17.4

Teachers



77.0%

Experienced Teachers

17.2%

Provisional Teachers

94.3%

In-Field Teachers

## Detailed Assessment and Other Data

### Student Performance

The following information shows each level of student performance on statewide assessments.

#### Math

| Level 1       | Level 2        | Level 3        | Level 4        | Level 5       |
|---------------|----------------|----------------|----------------|---------------|
| State 0-10%   | State 11-20%   | State 21-30%   | State 31-40%   | State 11-20%  |
| District 9.1% | District 30.0% | District 33.1% | District 22.6% | District 5.2% |
| School 0-10%  | School 11-20%  | School 21-30%  | School 21-30%  | School 21-30% |
| Minimal       | Basic          | Passing        | Proficient     | Advanced      |

#### English

| Level 1        | Level 2        | Level 3        | Level 4        | Level 5       |
|----------------|----------------|----------------|----------------|---------------|
| State 9.1%     | State 17.9%    | State 27.3%    | State 28.8%    | State 16.9%   |
| District 19.8% | District 27.2% | District 26.8% | District 19.1% | District 7.1% |
| School 8.1%    | School 14.2%   | School 22.3%   | School 39.9%   | School 15.5%  |
| Minimal        | Basic          | Passing        | Proficient     | Advanced      |

#### Science

| Level 1        | Level 2        | Level 3        | Level 4        | Level 5       |
|----------------|----------------|----------------|----------------|---------------|
| State 11.2%    | State 11.0%    | State 19.5%    | State 34.8%    | State 23.5%   |
| District 29.3% | District 18.8% | District 19.9% | District 24.0% | District 8.0% |
| School 5.2%    | School 5.2%    | School 8.6%    | School 50.0%   | School 31.0%  |
| Minimal        | Basic          | Passing        | Proficient     | Advanced      |

## Student Assessment Participation



## Discipline



## Other Data



**12.7%**

Chronic Absenteeism