



Casey Elementary School

Jackson Public School District



2101 LAKE CIRCLE
Jackson, MS 39211



Vanessa Hinton Dean
vhinton@jackson.k12.ms.us

School Accountability Grade Components

Mississippi's accountability system assigns "A" through "F" letter grades for schools and districts. Grades are based on student achievement, student growth, student participation in testing, and other academic measures.

Math

Measurements of student performance on the statewide math assessment.

Proficiency		Growth		Growth Lowest 25%	
State	47.0%	State	65.2%	State	60.0%
District	23.8%	District	52.6%	District	62.0%
School	50.8%	School	65.7%	School	59.1%

English

Measurements of student performance on the statewide English language arts (ELA) assessment.

Proficiency		Growth		Growth Lowest 25%	
State	41.8%	State	58.8%	State	56.2%
District	27.1%	District	49.3%	District	55.8%
School	72.5%	School	78.9%	School	62.9%

Other Measures

Other measurements of student performance that factor into the accountability grade.

US History Proficiency		Science Proficiency		College & Career Readiness	
State	55.7%	State	56.2%	State	37.4%
District	33.1%	District	40.7%	District	15.8%
School	N/A	School	85.5%	School	N/A

Acceleration		Graduation Rate		English Learners	
State	65.9%	State	84.0%	State	17.0%
District	53.9%	District	74.2%	District	12.6%
School	N/A	School	N/A	School	N/A

Teacher Data

25.5

Teachers



80.4%

Experienced Teachers

7.8%

Provisional Teachers

92.2%

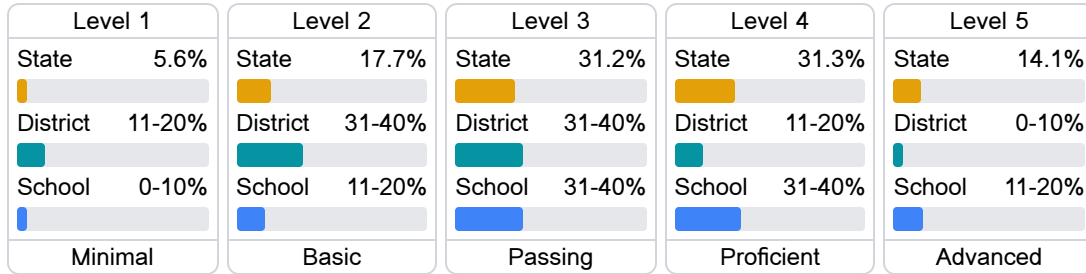
In-Field Teachers

Detailed Assessment and Other Data

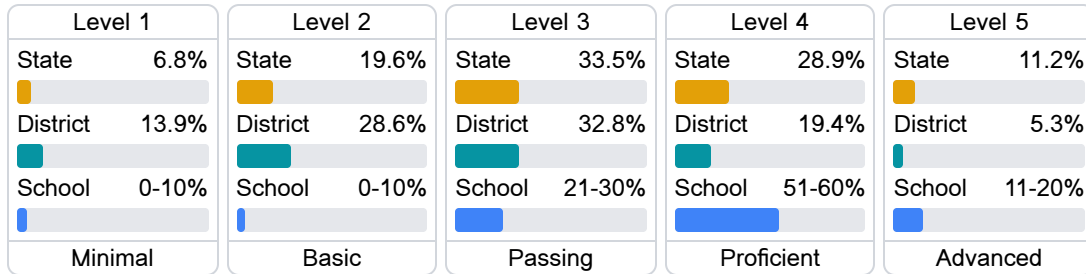
Student Performance

The following information shows each level of student performance on statewide assessments.

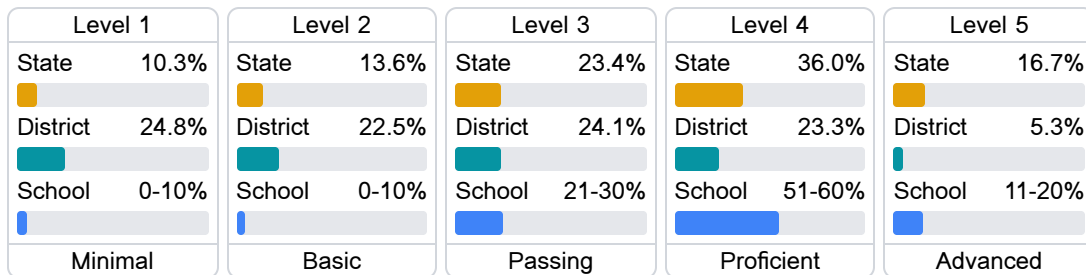
Math



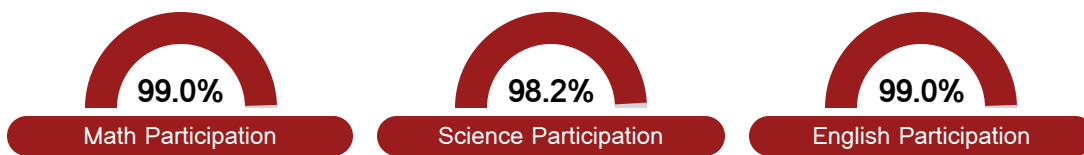
English



Science



Student Assessment Participation



Discipline



* Source: 2017-2018 Civil Rights Data Collection

Other Data



5.4 %

Chronic Absenteeism



\$9,635.48

Per-Pupil Expenditure