

## Reimagine Prep

Reimagine Prep

309 W MCDOWELL RD  
Jackson, MS 39204

Tresandria Hubbard  
thubbard@republiccharterschools.org

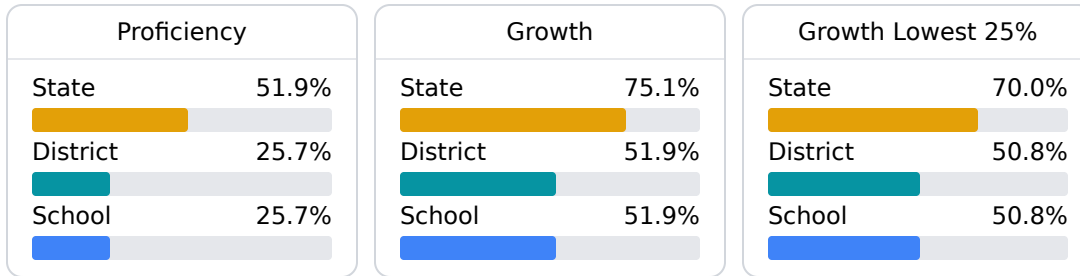
Identified for **Targeted Support and Improvement**

### School Accountability Grade Components

Mississippi's accountability system assigns "A" through "F" letter grades for schools and districts. Grades are based on student achievement, student growth, student participation in testing, and other academic measures.

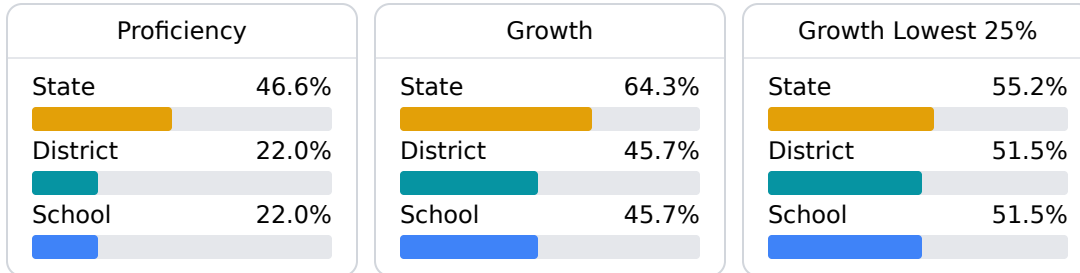
#### Math

Measurements of student performance on the statewide math assessment.



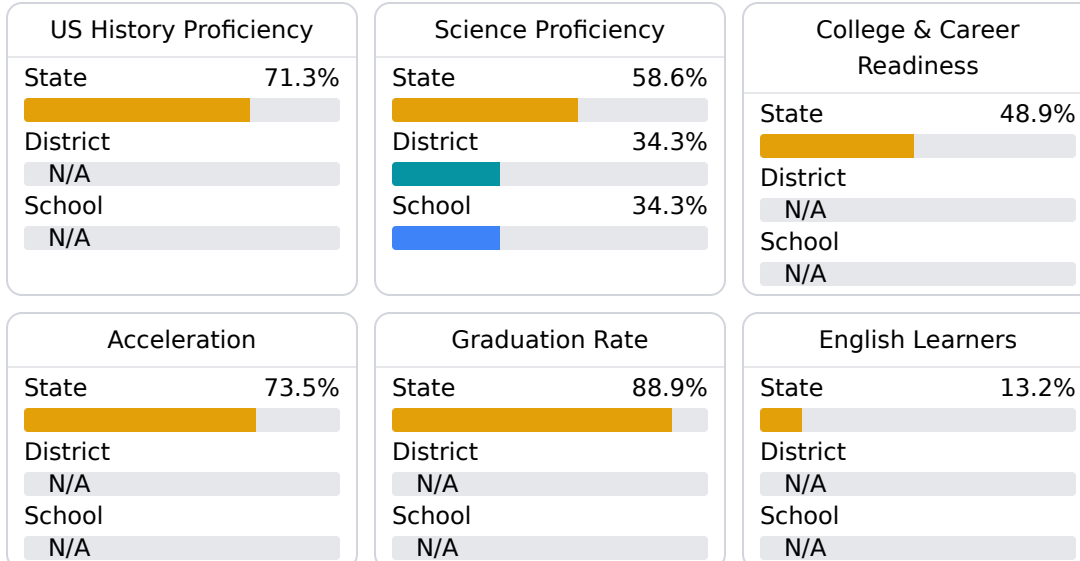
#### English

Measurements of student performance on the statewide English language arts (ELA) assessment.



#### Other Measures

Other measurements of student performance that factor into the accountability grade.



### Teacher Data

34.7

Teachers



49.5%

Experienced Teachers

31.7%

Provisional Teachers

50.2%

In-Field Teachers

## Detailed Assessment and Other Data

### Student Performance

The following information shows each level of student performance on statewide assessments.

#### Math

Level 1	Level 2	Level 3	Level 4	Level 5
State 0-10%	State 11-20%	State 21-30%	State 31-40%	State 11-20%
District 13.4%	District 33.8%	District 27.7%	District 19.8%	District 5.3%
School 13.4%	School 33.8%	School 27.7%	School 19.8%	School 5.3%
Minimal	Basic	Passing	Proficient	Advanced

#### English

Level 1	Level 2	Level 3	Level 4	Level 5
State 8.3%	State 17.0%	State 29.7%	State 29.3%	State 15.7%
District 11-20%	District 21-30%	District 31-40%	District 11-20%	District 0-10%
School 11-20%	School 21-30%	School 31-40%	School 11-20%	School 0-10%
Minimal	Basic	Passing	Proficient	Advanced

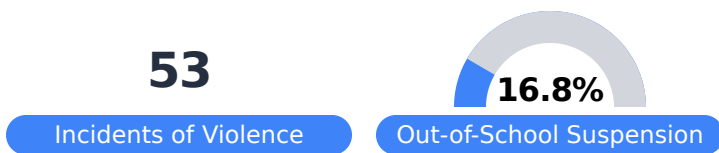
#### Science

Level 1	Level 2	Level 3	Level 4	Level 5
State 11.4%	State 11.9%	State 20.8%	State 33.6%	State 22.3%
District 22.7%	District 16.3%	District 29.1%	District 26.1%	District 5.9%
School 22.7%	School 16.3%	School 29.1%	School 26.1%	School 5.9%
Minimal	Basic	Passing	Proficient	Advanced

## Student Assessment Participation



## Discipline



## Other Data



**39.5%**

Chronic Absenteeism



**\$14,040.79**

Per-Pupil Expenditure