



Bolton-Edwards Elementary/Middle School

Hinds County School District



9700 I-20 West Frontage
Bolton, MS 39041



ZACKERY HODGE
zhodge@hinds.k12.ms.us

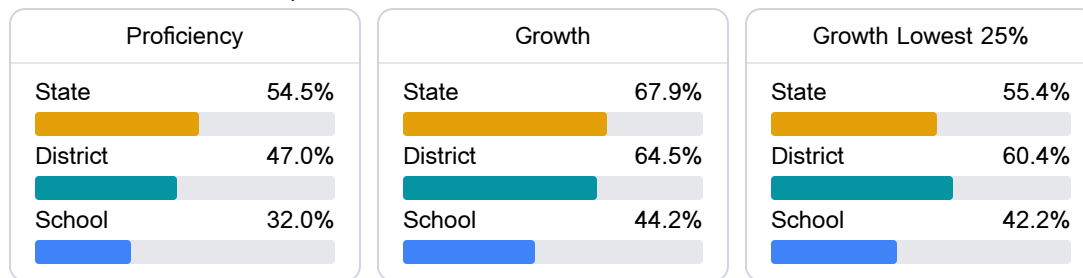
Identified for **Additional Targeted Support and Improvement**

School Accountability Grade Components

Mississippi's accountability system assigns "A" through "F" letter grades for schools and districts. Grades are based on student achievement, student growth, student participation in testing, and other academic measures.

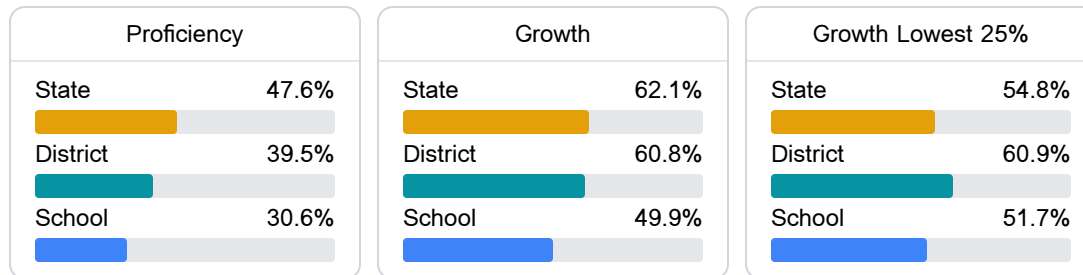
Math

Measurements of student performance on the statewide math assessment.



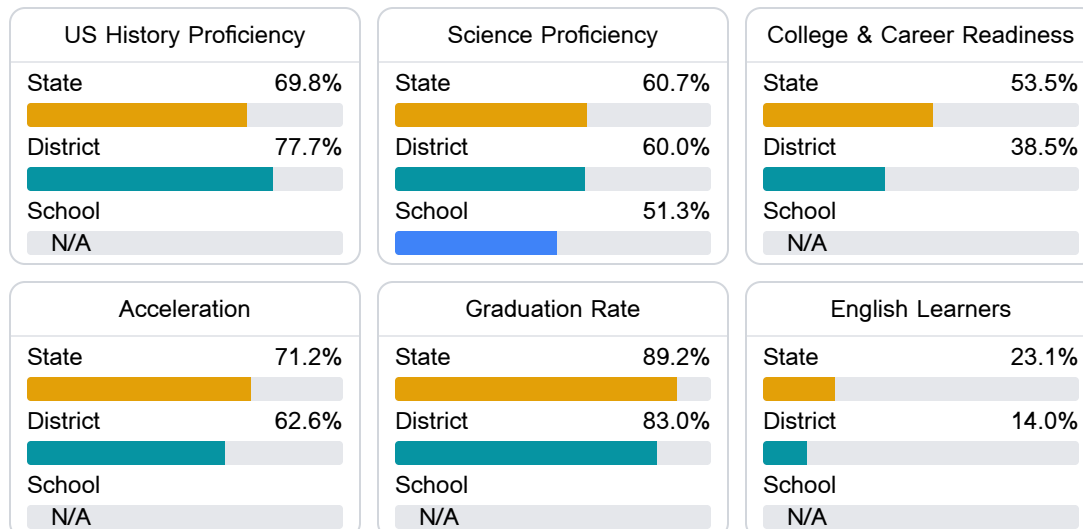
English

Measurements of student performance on the statewide English language arts (ELA) assessment.



Other Measures

Other measurements of student performance that factor into the accountability grade.



Detailed Assessment and Other Data

Student Performance

The following information shows each level of student performance on statewide assessments.

Math

Level 1		Level 2		Level 3		Level 4		Level 5	
State	0-10%	State	11-20%	State	21-30%	State	31-40%	State	11-20%
District	0-10%	District	11-20%	District	31-40%	District	31-40%	District	11-20%
School	9.7%	School	24.1%	School	34.7%	School	21.8%	School	9.7%
Minimal		Basic		Passing		Proficient		Advanced	

English

Level 1		Level 2		Level 3		Level 4		Level 5	
State	8.8%	State	16.5%	State	29.4%	State	29.5%	State	15.9%
District	9.5%	District	19.3%	District	34.1%	District	26.5%	District	10.6%
School	12.0%	School	24.1%	School	35.2%	School	21.3%	School	7.4%
Minimal		Basic		Passing		Proficient		Advanced	

Science

Level 1		Level 2		Level 3		Level 4		Level 5	
State	12.3%	State	11.8%	State	20.1%	State	33.9%	State	21.9%
District	14.0%	District	11.7%	District	19.7%	District	36.0%	District	18.6%
School	11.9%	School	10.7%	School	31.0%	School	29.8%	School	16.7%
Minimal		Basic		Passing		Proficient		Advanced	

Student Assessment Participation



Other Data



15.4 %

Chronic Absenteeism