



Bolton-Edwards Elementary/Middle School

Hinds County School District



9700 I-20 West
Bolton, MS 39041



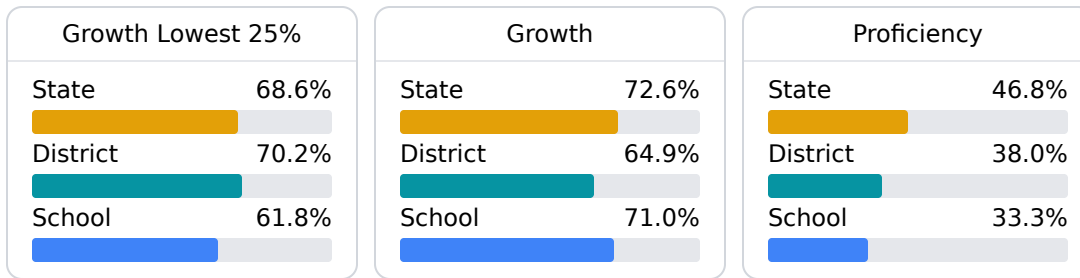
Lashurn Williams
lawilliams@hinds.k12.ms.us

School Accountability Grade Components

Mississippi's accountability system assigns "A" through "F" letter grades for schools and districts. Grades are based on student achievement, student growth, student participation in testing, and other academic measures. COVID - 19 pandemic disruptions continue to be reflected in 2021 - 2022 accountability data, particularly growth data.

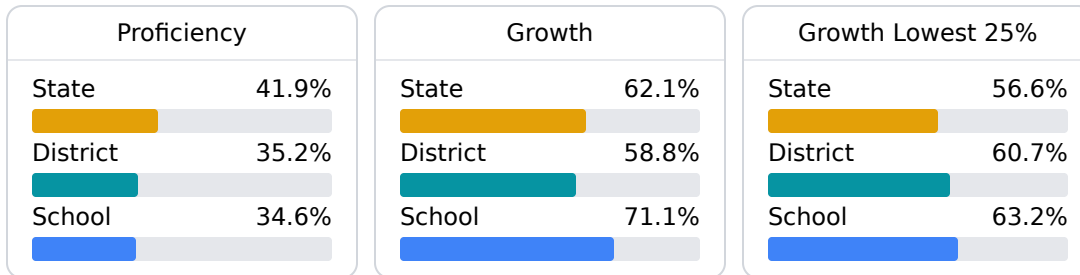
Math

Measurements of student performance on the statewide math assessment.



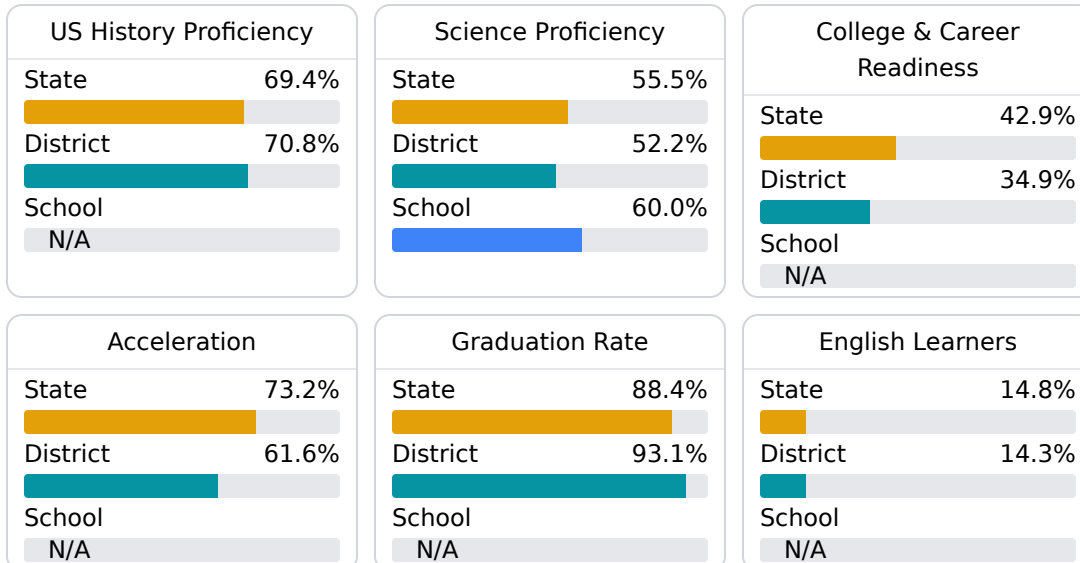
English

Measurements of student performance on the statewide English language arts (ELA) assessment.



Other Measures

Other measurements of student performance that factor into the accountability grade.



Teacher Data

32.0

Teachers



74.2%

Experienced Teachers

6.3%

Provisional Teachers

96.7%

In-Field Teachers

Detailed Assessment and Other Data

Student Performance

The following information shows each level of student performance on statewide assessments.

Math

Level 1		Level 2		Level 3		Level 4		Level 5	
State	7.0%	State	19.3%	State	27.3%	State	31.5%	State	15.0%
District	7.9%	District	24.4%	District	30.2%	District	27.0%	District	10.5%
School	6.5%	School	26.9%	School	36.3%	School	22.0%	School	8.2%
Minimal		Basic		Passing		Proficient		Advanced	

English

Level 1		Level 2		Level 3		Level 4		Level 5	
State	8.6%	State	18.9%	State	31.3%	State	29.1%	State	12.1%
District	7.9%	District	22.5%	District	35.1%	District	27.1%	District	7.4%
School	5.7%	School	22.5%	School	40.8%	School	21.6%	School	9.4%
Minimal		Basic		Passing		Proficient		Advanced	


Science

Level 1		Level 2		Level 3		Level 4		Level 5	
State	11.0%	State	12.4%	State	22.5%	State	34.7%	State	19.4%
District	10.4%	District	13.0%	District	25.8%	District	35.1%	District	15.8%
School	6.5%	School	8.7%	School	28.3%	School	34.8%	School	21.7%
Minimal		Basic		Passing		Proficient		Advanced	

Student Assessment Participation



Discipline



Other Data



24.7%

Chronic Absenteeism



\$11,629.51

Per-Pupil Expenditure