



## Raymond Elementary School

Hinds County School District



417 Palestine Road  
Raymond, MS 39154



Roshonda Clark  
rclark@hinds.k12.ms.us

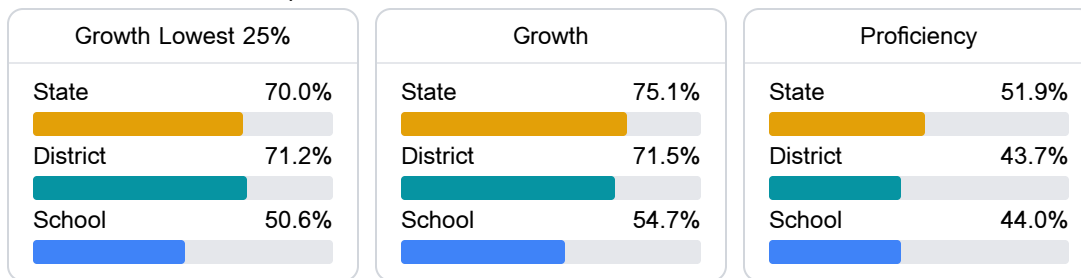
Identified for **Targeted Support and Improvement**

### School Accountability Grade Components

Mississippi's accountability system assigns "A" through "F" letter grades for schools and districts. Grades are based on student achievement, student growth, student participation in testing, and other academic measures.

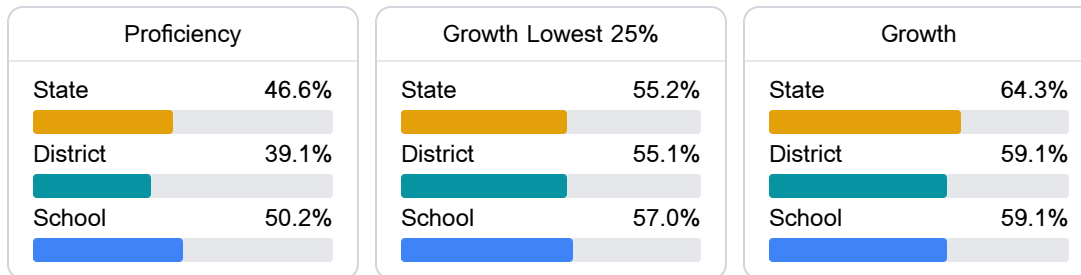
#### Math

Measurements of student performance on the statewide math assessment.



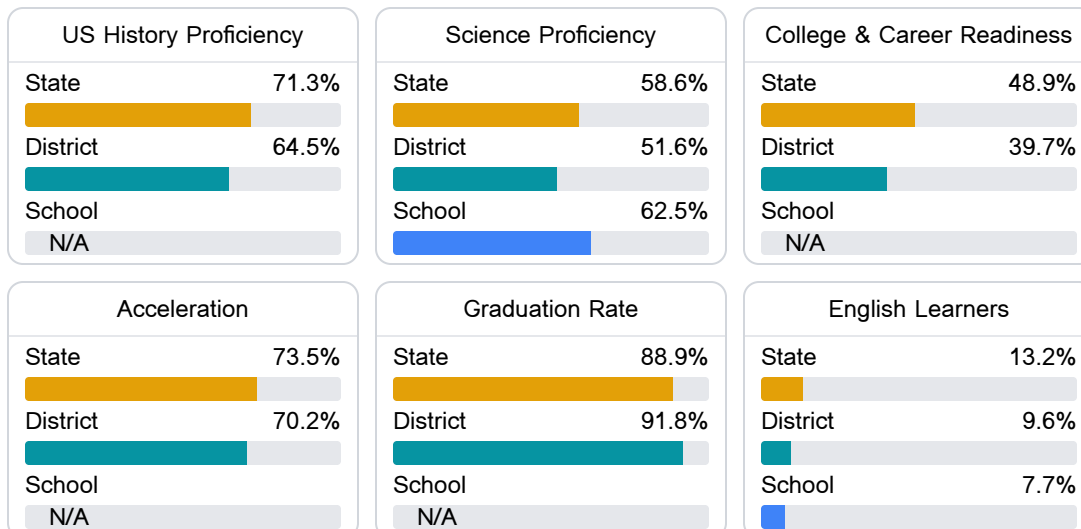
#### English

Measurements of student performance on the statewide English language arts (ELA) assessment.



#### Other Measures

Other measurements of student performance that factor into the accountability grade.



### Teacher Data

30.0

Teachers



76.0%

Experienced Teachers

0.0%

Provisional Teachers

99.4%

In-Field Teachers

## Detailed Assessment and Other Data

### Student Performance

The following information shows each level of student performance on statewide assessments.

#### Math

Level 1		Level 2		Level 3		Level 4		Level 5	
State	0-10%	State	11-20%	State	21-30%	State	31-40%	State	11-20%
District	0-10%	District	11-20%	District	31-40%	District	31-40%	District	11-20%
School	9.9%	School	19.3%	School	28.3%	School	25.5%	School	17.0%
Minimal		Basic		Passing		Proficient		Advanced	

#### English

Level 1		Level 2		Level 3		Level 4		Level 5	
State	8.3%	State	17.0%	State	29.7%	State	29.3%	State	15.7%
District	9.2%	District	20.6%	District	33.0%	District	27.4%	District	9.8%
School	9.4%	School	17.5%	School	24.1%	School	34.4%	School	14.6%
Minimal		Basic		Passing		Proficient		Advanced	

#### Science

Level 1		Level 2		Level 3		Level 4		Level 5	
State	11.4%	State	11.9%	State	20.8%	State	33.6%	State	22.3%
District	12.2%	District	12.0%	District	25.4%	District	34.1%	District	16.4%
School	0-10%	School	0-10%	School	21-30%	School	21-30%	School	31-40%
Minimal		Basic		Passing		Proficient		Advanced	

### Student Assessment Participation



### Discipline

### Other Data



21.7 %

Chronic Absenteeism



\$11,764.15

Per-Pupil Expenditure