



## Raymond High School

Hinds County School District



14050 HWY 18  
Raymond, MS 39154



Charles Willis  
cwillis@hinds.k12.ms.us

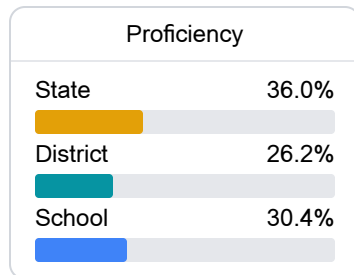
Identified for **Additional Targeted Support and Improvement**

### School Accountability Grade Components

Mississippi's accountability system assigns "A" through "F" letter grades for schools and districts. Grades are based on student achievement, student growth, student participation in testing, and other academic measures. COVID - 19 pandemic disruptions continue to be reflected in 2021 - 2022 accountability data, particularly growth data.

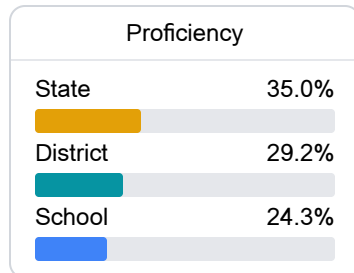
#### Math

Measurements of student performance on the statewide math assessment.



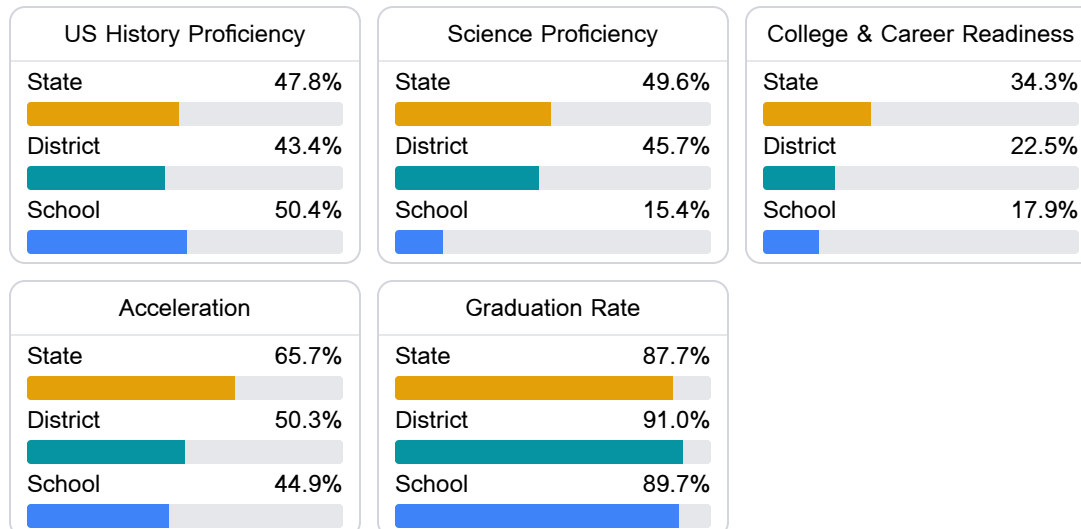
#### English

Measurements of student performance on the statewide English language arts (ELA) assessment.



#### Other Measures

Other measurements of student performance that factor into the accountability grade.



### Teacher Data

35.9

Teachers



72.8%

Experienced Teachers

2.1%

Provisional Teachers

94.4%

In-Field Teachers

## Detailed Assessment and Other Data

## Student Performance

The following information shows each level of student performance on statewide assessments.

## Math

Level 1		Level 2		Level 3		Level 4		Level 5	
State	11.6%	State	24.2%	State	29.5%	State	24.8%	State	9.9%
District	13.0%	District	30.1%	District	32.5%	District	19.4%	District	5.1%
School	0-10%	School	11-20%	School	31-40%	School	31-40%	School	0-10%
Minimal		Basic		Passing		Proficient		Advanced	

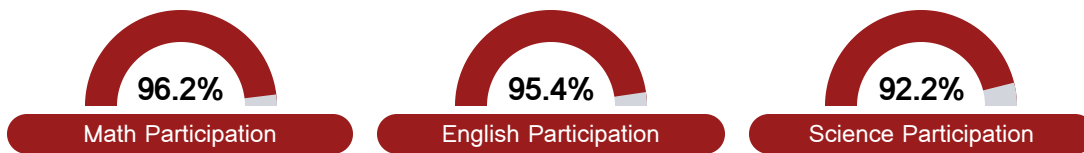
## English

Level 1		Level 2		Level 3		Level 4		Level 5	
State	10.8%	State	23.1%	State	31.8%	State	24.6%	State	9.7%
District	12.0%	District	25.0%	District	34.8%	District	21.5%	District	6.7%
School	20.8%	School	18.8%	School	37.5%	School	13.2%	School	9.7%
Minimal		Basic		Passing		Proficient		Advanced	

## Science

Level 1		Level 2		Level 3		Level 4		Level 5	
State	13.8%	State	14.5%	State	23.4%	State	32.7%	State	15.7%
District	15.6%	District	14.9%	District	25.7%	District	33.0%	District	10.8%
School	20.5%	School	16.6%	School	22.5%	School	33.1%	School	7.3%
Minimal		Basic		Passing		Proficient		Advanced	

## Student Assessment Participation



## Discipline

\* Source: 2017-2018 Civil Rights Data Collection

## Other Data



27.5%

Chronic Absenteeism



\$10,539.55

Per-Pupil Expenditure



68.9%

Post-Secondary Enrollment



52.5%

Advanced Course Participation