

# School Report Card 2017 - 2018

For more detailed information, please visit <https://msrc.mdek12.org>.



## Raymond High School

Hinds County School District



14050 HWY 18  
Raymond, MS 39154



CHARLES WILLIS  
cwillis@hinds.k12.ms.us

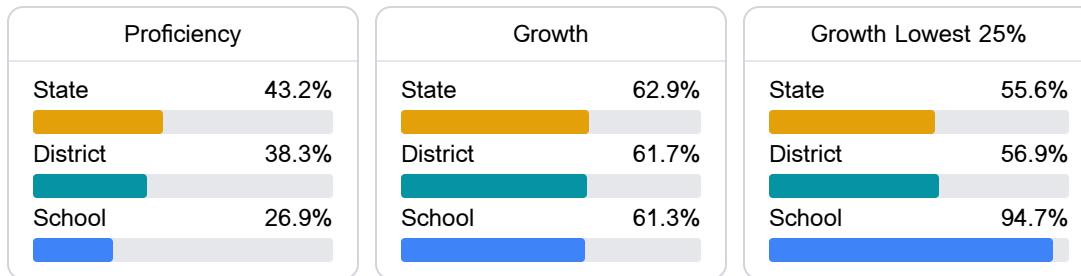
Identified for **Additional Targeted Support and Improvement**

### School Accountability Grade Components

Mississippi's accountability system assigns "A" through "F" letter grades for schools and districts. Grades are based on student achievement, student growth, student participation in testing, and other academic measures.

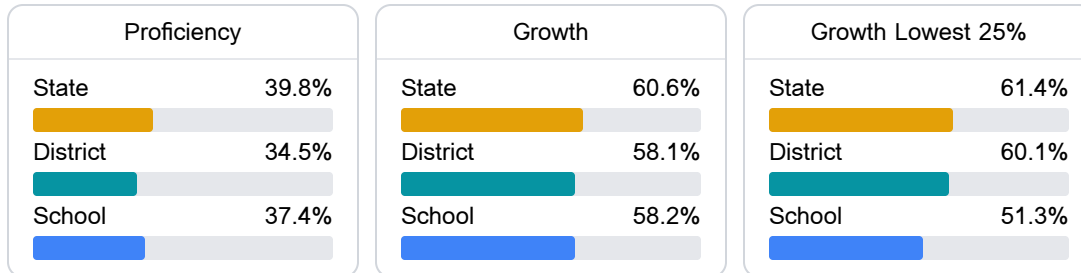
#### Math

Measurements of student performance on the statewide math assessment.



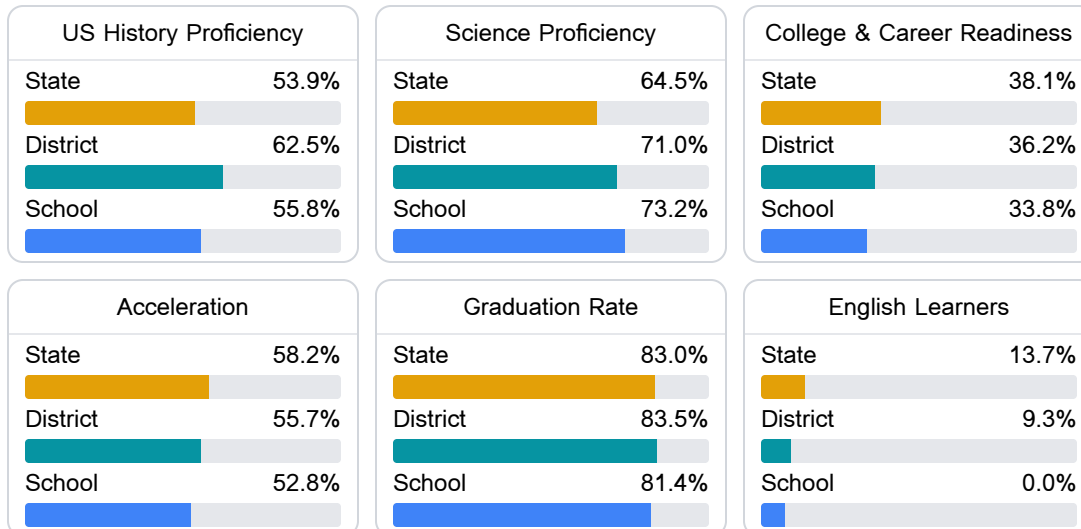
#### English

Measurements of student performance on the statewide English language arts (ELA) assessment.



#### Other Measures

Other measurements of student performance that factor into the accountability grade.



### Teacher Data

44.7

Teachers



75.0%

Experienced Teachers

5.6%

Provisional Teachers

95.5%

In-Field Teachers

## Detailed Assessment and Other Data

## Student Performance

The following information shows each level of student performance on statewide assessments.

## Math

Level 1		Level 2		Level 3		Level 4		Level 5	
State	6.8%	State	20.9%	State	30.5%	State	29.9%	State	11.9%
District	6.1%	District	20.9%	District	36.8%	District	29.7%	District	6.4%
School	0-10%	School	11-20%	School	51-60%	School	21-30%	School	0-10%
Minimal		Basic		Passing		Proficient		Advanced	

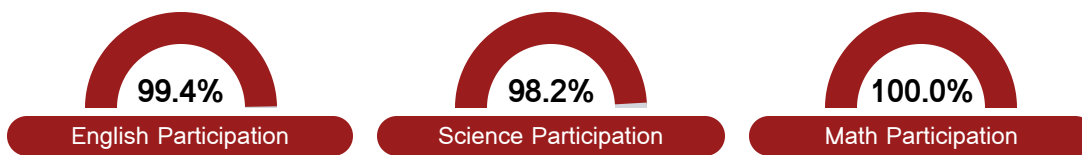
## English

Level 1		Level 2		Level 3		Level 4		Level 5	
State	7.4%	State	20.4%	State	33.7%	State	29.0%	State	9.4%
District	7.6%	District	21.7%	District	37.7%	District	25.7%	District	7.2%
School	11.9%	School	22.0%	School	33.9%	School	20.3%	School	11.9%
Minimal		Basic		Passing		Proficient		Advanced	

## Science

Level 1		Level 2		Level 3		Level 4	
State	13.6%	State	24.0%	State	20.7%	State	20.7%
District	9.2%	District	21.7%	District	22.5%	District	22.5%
School	6.9%	School	17.5%	School	6.5%	School	6.5%
Minimal		Basic		Proficient		Advanced	

## Student Assessment Participation



## Discipline



\* Source: 2017-2018 Civil Rights Data Collection

## Other Data



41.9%

Chronic Absenteeism



\$10,045.96

Per-Pupil Expenditure



80.3%

Post-Secondary Enrollment



33.0%

Advanced Course Participation