



Utica Elementary/Middle School

Hinds County School District



260 HWY 18 & 27
Utica, MS 39175



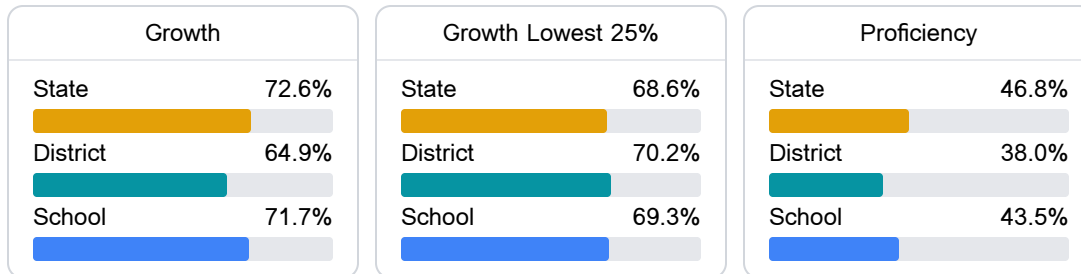
Jimmy Tullos
jtullos@hinds.k12.ms.us

School Accountability Grade Components

Mississippi's accountability system assigns "A" through "F" letter grades for schools and districts. Grades are based on student achievement, student growth, student participation in testing, and other academic measures. COVID - 19 pandemic disruptions continue to be reflected in 2021 - 2022 accountability data, particularly growth data.

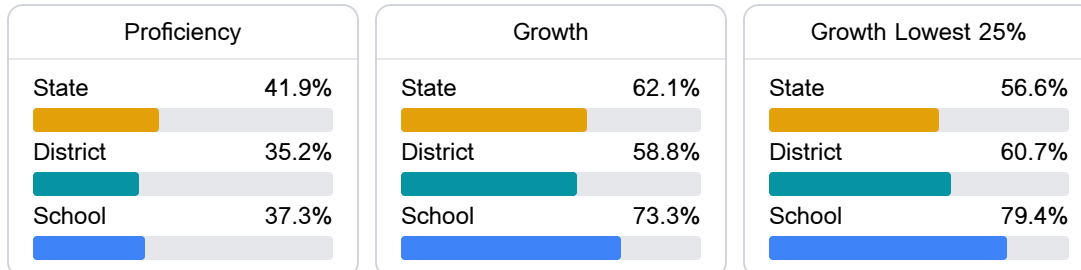
Math

Measurements of student performance on the statewide math assessment.



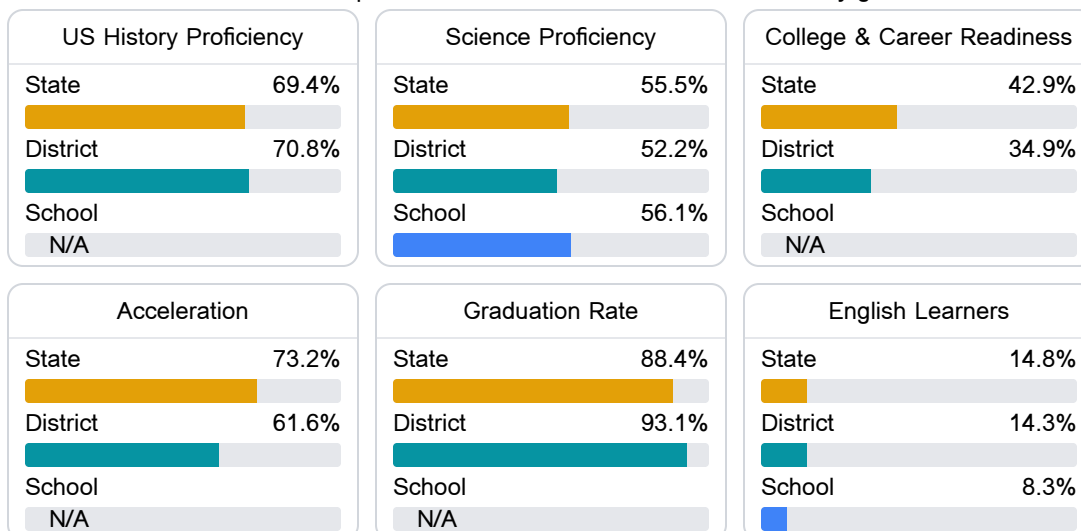
English

Measurements of student performance on the statewide English language arts (ELA) assessment.



Other Measures

Other measurements of student performance that factor into the accountability grade.



Teacher Data

28.9

Teachers



68.3%

Experienced Teachers

24.6%

Provisional Teachers

89.0%

In-Field Teachers

Detailed Assessment and Other Data

Student Performance

The following information shows each level of student performance on statewide assessments.

Math

Level 1		Level 2		Level 3		Level 4		Level 5	
State	7.0%	State	19.3%	State	27.3%	State	31.5%	State	15.0%
District	7.9%	District	24.4%	District	30.2%	District	27.0%	District	10.5%
School	0-10%	School	11-20%	School	31-40%	School	21-30%	School	11-20%
Minimal		Basic		Passing		Proficient		Advanced	

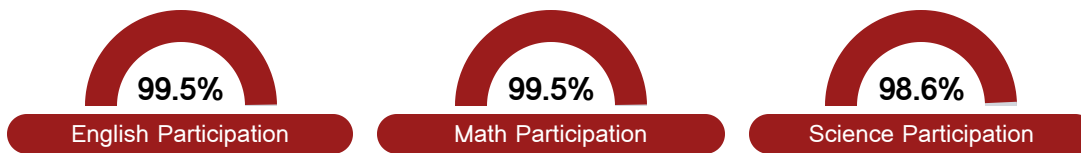
English

Level 1		Level 2		Level 3		Level 4		Level 5	
State	8.6%	State	18.9%	State	31.3%	State	29.1%	State	12.1%
District	7.9%	District	22.5%	District	35.1%	District	27.1%	District	7.4%
School	7.5%	School	18.5%	School	35.5%	School	32.0%	School	6.5%
Minimal		Basic		Passing		Proficient		Advanced	

Science

Level 1		Level 2		Level 3		Level 4		Level 5	
State	11.0%	State	12.4%	State	22.5%	State	34.7%	State	19.4%
District	10.4%	District	13.0%	District	25.8%	District	35.1%	District	15.8%
School	11.4%	School	14.3%	School	17.1%	School	44.3%	School	12.9%
Minimal		Basic		Passing		Proficient		Advanced	

Student Assessment Participation



Discipline

Other Data



32.1 %

Chronic Absenteeism



\$11,714.08

Per-Pupil Expenditure