

School Report Card 2017 - 2018

For more detailed information, please visit <https://msrc.mdek12.org>.



Gary Road Intermediate School

Hinds County School District



7255 Gary Road
Jackson, MS 39272



ASHLEY WHITE
awhite@hinds.k12.ms.us

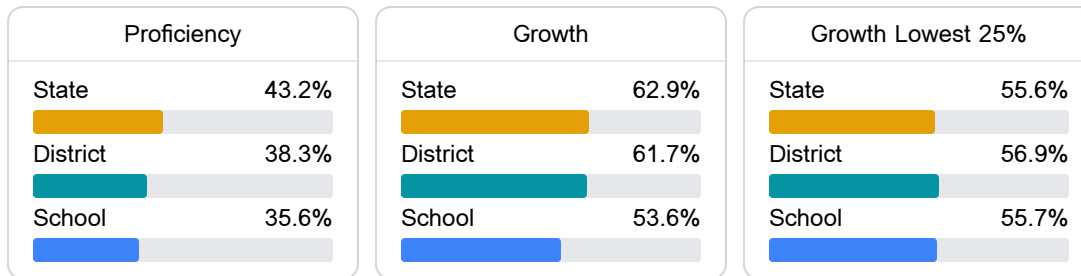
Identified for **Additional Targeted Support and Improvement**

School Accountability Grade Components

Mississippi's accountability system assigns "A" through "F" letter grades for schools and districts. Grades are based on student achievement, student growth, student participation in testing, and other academic measures.

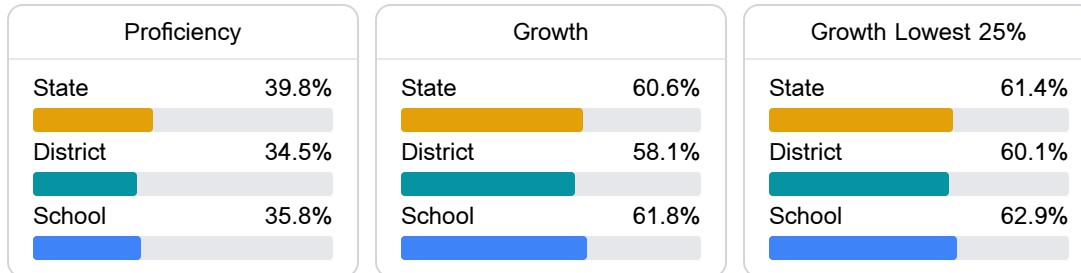
Math

Measurements of student performance on the statewide math assessment.



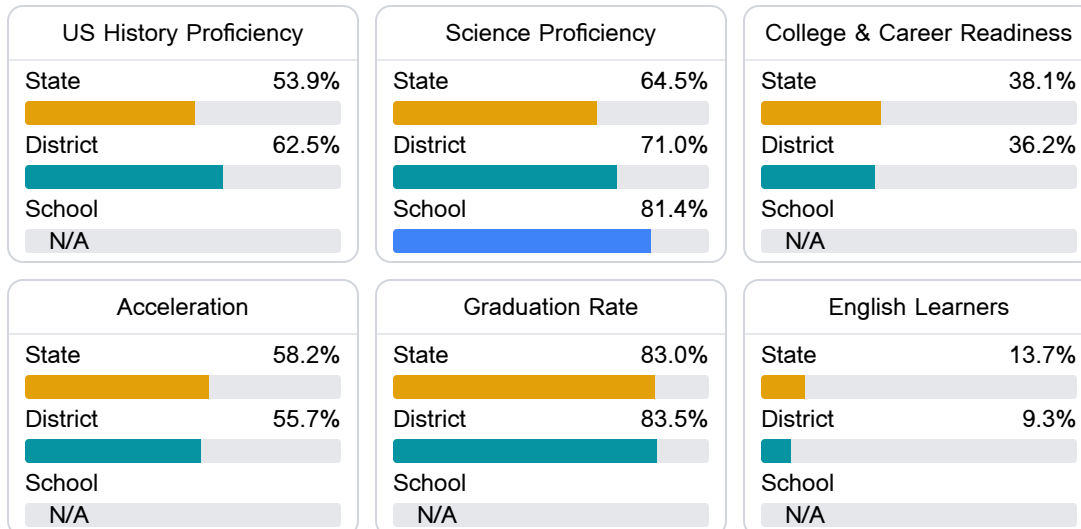
English

Measurements of student performance on the statewide English language arts (ELA) assessment.



Other Measures

Other measurements of student performance that factor into the accountability grade.



Teacher Data

50.5

Teachers



67.6%

Experienced Teachers

2.4%

Provisional Teachers

100.0%

In-Field Teachers

Detailed Assessment and Other Data

Student Performance

The following information shows each level of student performance on statewide assessments.

Math

Level 1		Level 2		Level 3		Level 4		Level 5	
State	6.8%	State	20.9%	State	30.5%	State	29.9%	State	11.9%
District	6.1%	District	20.9%	District	36.8%	District	29.7%	District	6.4%
School	0-10%	School	11-20%	School	31-40%	School	21-30%	School	0-10%
Minimal		Basic		Passing		Proficient		Advanced	

English

Level 1		Level 2		Level 3		Level 4		Level 5	
State	7.4%	State	20.4%	State	33.7%	State	29.0%	State	9.4%
District	7.6%	District	21.7%	District	37.7%	District	25.7%	District	7.2%
School	0-10%	School	11-20%	School	31-40%	School	31-40%	School	0-10%
Minimal		Basic		Passing		Proficient		Advanced	

Science

Level 1		Level 2		Level 3		Level 4	
State	13.6%	State	24.0%	State	20.7%	State	20.7%
District	9.2%	District	21.7%	District	22.5%	District	22.5%
School	0-10%	School	11-20%	School	41-50%	School	41-50%
Minimal		Basic		Proficient		Advanced	

Student Assessment Participation



Discipline



<5%

Expulsions

* Source: 2017-2018 Civil Rights Data Collection

Other Data



10.0%

Chronic Absenteeism



\$7,346.64

Per-Pupil Expenditure



<5%

Advanced Course Participation