



## Gary Road Elementary

Hinds County School District



7241 Gary Road  
Jackson, MS 39272



Markeeta Carson  
[mcarson@hinds.k12.ms.us](mailto:mcarson@hinds.k12.ms.us)

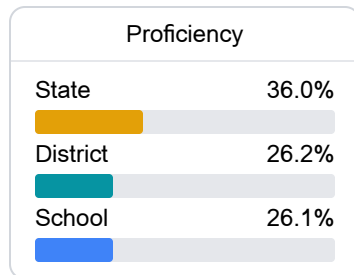
Identified for **Targeted Support and Improvement**

### School Accountability Grade Components

Mississippi's accountability system assigns "A" through "F" letter grades for schools and districts. Grades are based on student achievement, student growth, student participation in testing, and other academic measures. COVID - 19 pandemic disruptions continue to be reflected in 2021 - 2022 accountability data, particularly growth data.

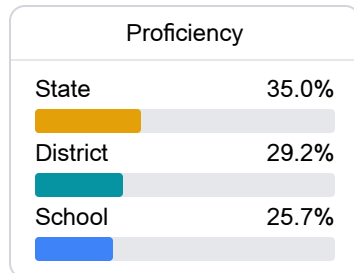
#### Math

Measurements of student performance on the statewide math assessment.



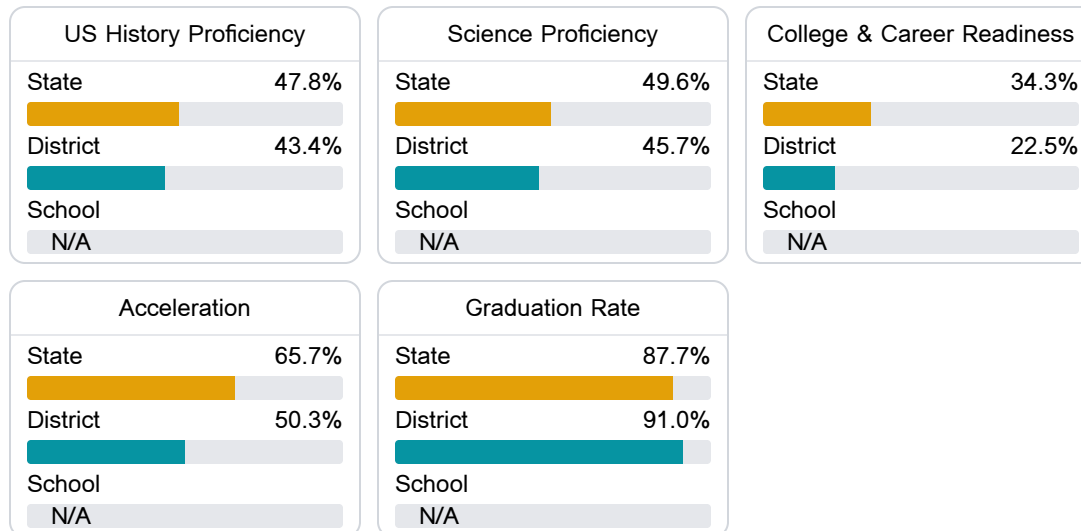
#### English

Measurements of student performance on the statewide English language arts (ELA) assessment.



#### Other Measures

Other measurements of student performance that factor into the accountability grade.



### Teacher Data

43.9

Teachers



56.7%

Experienced Teachers

13.7%

Provisional Teachers

92.3%
















In-Field Teachers

## Detailed Assessment and Other Data
















## Student Performance

The following information shows each level of student performance on statewide assessments.
















## Math

Level 1		Level 2		Level 3		Level 4		Level 5	
State	11.6%	State	24.2%	State	29.5%	State	24.8%	State	9.9%
									
District	13.0%	District	30.1%	District	32.5%	District	19.4%	District	5.1%
									
School	N/A	School	N/A	School	N/A	School	N/A	School	N/A
									
Minimal		Basic		Passing		Proficient		Advanced	

## English

Level 1		Level 2		Level 3		Level 4		Level 5	
State	10.8%	State	23.1%	State	31.8%	State	24.6%	State	9.7%
									
District	12.0%	District	25.0%	District	34.8%	District	21.5%	District	6.7%
									
School	N/A	School	N/A	School	N/A	School	N/A	School	N/A
									
Minimal		Basic		Passing		Proficient		Advanced	

## Science

Level 1		Level 2		Level 3		Level 4		Level 5	
State	13.8%	State	14.5%	State	23.4%	State	32.7%	State	15.7%
									
District	15.6%	District	14.9%	District	25.7%	District	33.0%	District	10.8%
									
School	N/A	School	N/A	School	N/A	School	N/A	School	N/A
									
Minimal		Basic		Passing		Proficient		Advanced	

## Discipline



&lt;5%

Out-of-School Suspension

\* Source: 2017-2018 Civil Rights Data Collection

## Other Data



12.9%

Chronic Absenteeism



\$8,657.58

Per-Pupil Expenditure