



## Byram Middle School

Hinds County School District



2009 Byram Bulldog Blvd.  
Terry, MS 39170



Tori Harris  
toharris@hinds.k12.ms.us

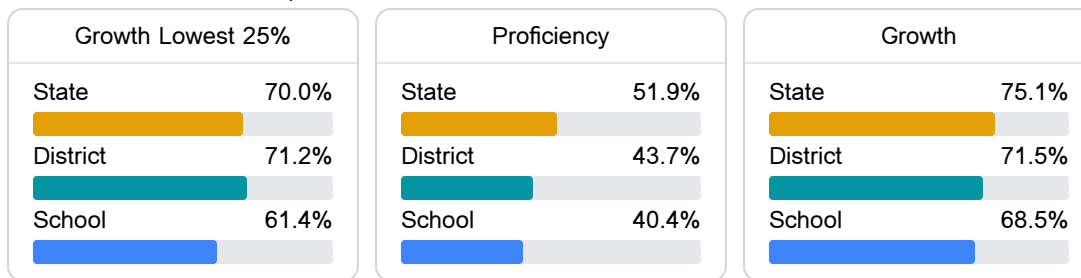
Identified for **Comprehensive Support and Improvement**

### School Accountability Grade Components

Mississippi's accountability system assigns "A" through "F" letter grades for schools and districts. Grades are based on student achievement, student growth, student participation in testing, and other academic measures.

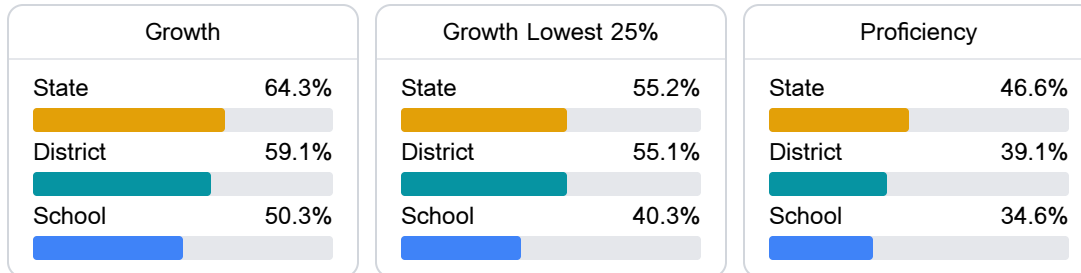
#### Math

Measurements of student performance on the statewide math assessment.



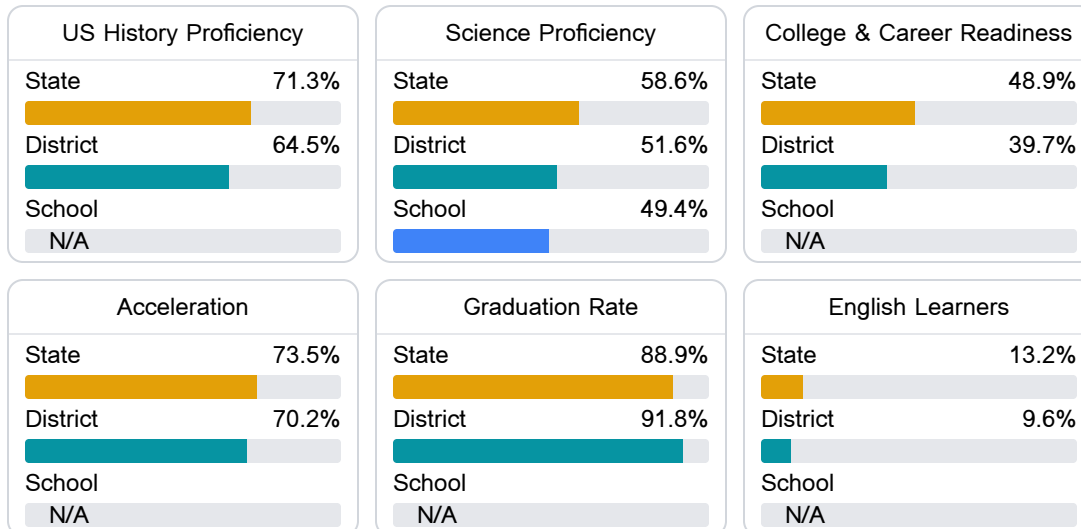
#### English

Measurements of student performance on the statewide English language arts (ELA) assessment.



#### Other Measures

Other measurements of student performance that factor into the accountability grade.



### Teacher Data

50.8

Teachers



55.0%

Experienced Teachers

7.0%

Provisional Teachers

94.6%

In-Field Teachers

## Detailed Assessment and Other Data

### Student Performance

The following information shows each level of student performance on statewide assessments.

#### Math

Level 1		Level 2		Level 3		Level 4		Level 5	
State	0-10%	State	11-20%	State	21-30%	State	31-40%	State	11-20%
District	0-10%	District	11-20%	District	31-40%	District	31-40%	District	11-20%
School	5.9%	School	25.1%	School	29.5%	School	29.7%	School	9.7%
Minimal		Basic		Passing		Proficient		Advanced	

#### English

Level 1		Level 2		Level 3		Level 4		Level 5	
State	8.3%	State	17.0%	State	29.7%	State	29.3%	State	15.7%
District	9.2%	District	20.6%	District	33.0%	District	27.4%	District	9.8%
School	10.3%	School	18.9%	School	36.9%	School	24.7%	School	9.2%
Minimal		Basic		Passing		Proficient		Advanced	

#### Science

Level 1		Level 2		Level 3		Level 4		Level 5	
State	11.4%	State	11.9%	State	20.8%	State	33.6%	State	22.3%
District	12.2%	District	12.0%	District	25.4%	District	34.1%	District	16.4%
School	10.3%	School	13.7%	School	27.9%	School	37.8%	School	10.3%
Minimal		Basic		Passing		Proficient		Advanced	

### Student Assessment Participation



### Discipline



### Other Data



19.4 %

Chronic Absenteeism



\$9,951.02

Per-Pupil Expenditure