



Pass Christian High School

Pass Christian Public School District



720 W. North Street
Pass Christian, MS 39571



TIFFANY LINDMARK
TLINDMARK@PC.K12.MS.US

School Accountability Grade Components

Mississippi's accountability system assigns "A" through "F" letter grades for schools and districts. Grades are based on student achievement, student growth, student participation in testing, and other academic measures.

Math

Measurements of student performance on the statewide math assessment.

Proficiency		Growth Lowest 25%		Growth	
State	43.2%	State	55.6%	State	62.9%
District	51.0%	District	56.5%	District	67.5%
School	62.8%	School	99.2%	School	96.7%

English

Measurements of student performance on the statewide English language arts (ELA) assessment.

Proficiency		Growth		Growth Lowest 25%	
State	39.8%	State	60.6%	State	61.4%
District	53.3%	District	68.6%	District	65.8%
School	62.0%	School	72.9%	School	66.7%

Other Measures

Other measurements of student performance that factor into the accountability grade.

US History Proficiency		Science Proficiency		College & Career Readiness	
State	53.9%	State	64.5%	State	38.1%
District	78.0%	District	78.1%	District	64.7%
School	78.0%	School	74.3%	School	64.7%

Acceleration		Graduation Rate		English Learners	
State	58.2%	State	83.0%	State	13.7%
District	74.7%	District	87.1%	District	18.2%
School	74.7%	School	87.1%	School	N/A

Teacher Data

44.2

Teachers



89.2%

Experienced Teachers

4.5%

Provisional Teachers

100.0%

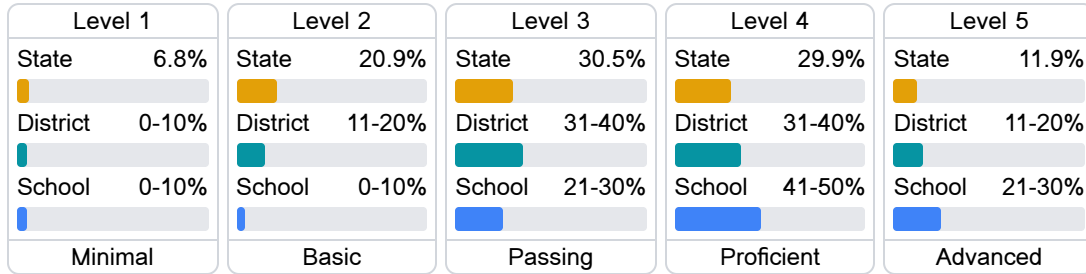
In-Field Teachers

Detailed Assessment and Other Data

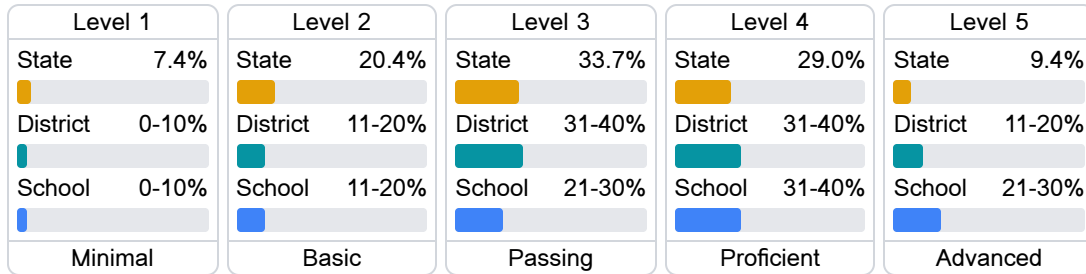
Student Performance

The following information shows each level of student performance on statewide assessments.

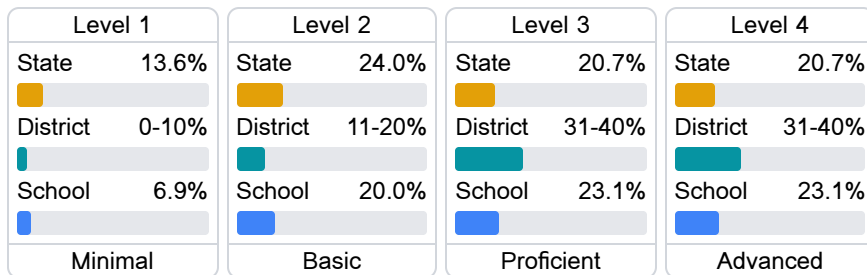
Math



English



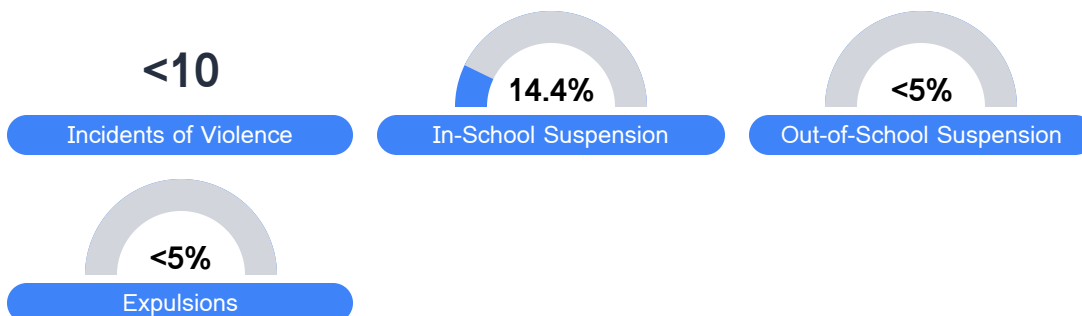
Science



Student Assessment Participation



Discipline



* Source: 2017-2018 Civil Rights Data Collection

Other Data



14.3 %

Chronic Absenteeism



\$10,793.40

Per-Pupil Expenditure



59.7 %

Post-Secondary Enrollment



41.5%

Advanced Course Participation