



## Thomas L Reeves Elementary School

Long Beach School District



214 St. Augustine Drive  
Long Beach, MS 39560



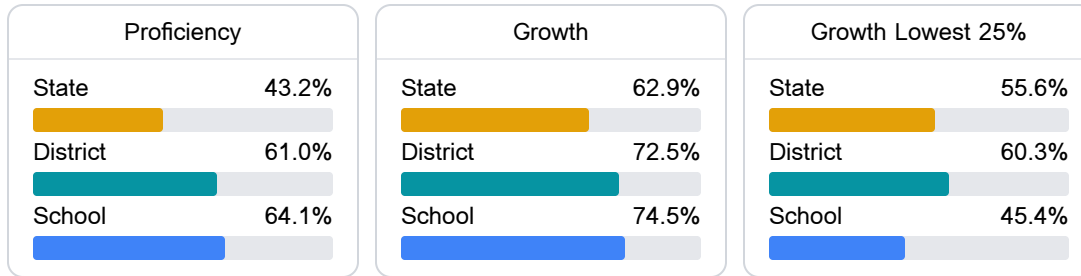
Jennifer Blackwell  
[jennifer.blackwell@lbsdk12.com](mailto:jennifer.blackwell@lbsdk12.com)

### School Accountability Grade Components

Mississippi's accountability system assigns "A" through "F" letter grades for schools and districts. Grades are based on student achievement, student growth, student participation in testing, and other academic measures.

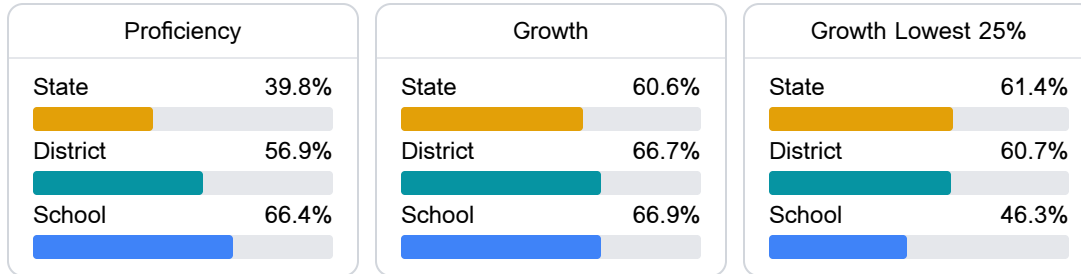
#### Math

Measurements of student performance on the statewide math assessment.



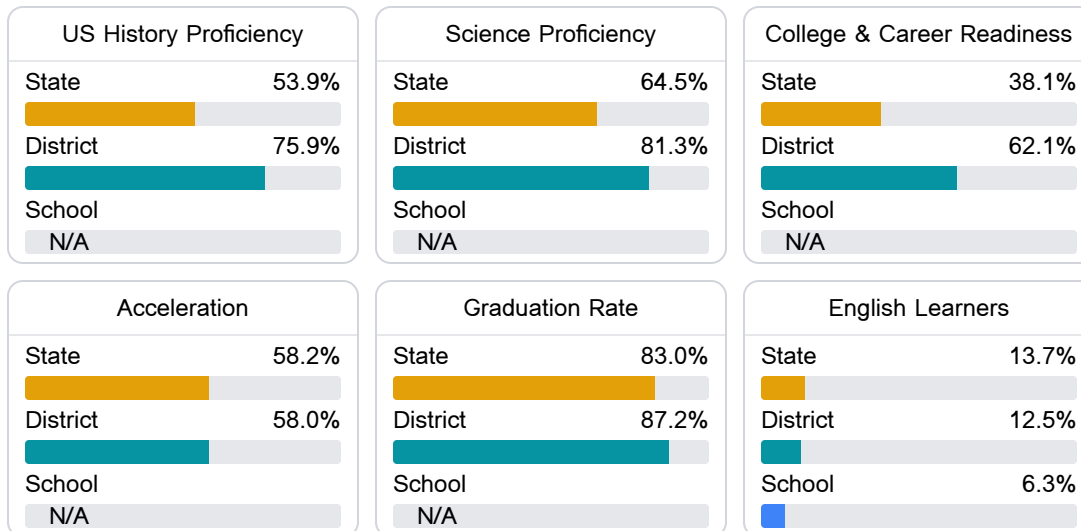
#### English

Measurements of student performance on the statewide English language arts (ELA) assessment.



#### Other Measures

Other measurements of student performance that factor into the accountability grade.



Detailed Assessment and Other Data

Student Performance

The following information shows each level of student performance on statewide assessments.

Math

Level 1		Level 2		Level 3		Level 4		Level 5	
State	6.8%	State	20.9%	State	30.5%	State	29.9%	State	11.9%
District	0-10%	District	11-20%	District	21-30%	District	31-40%	District	11-20%
School	0-10%	School	11-20%	School	11-20%	School	41-50%	School	11-20%
Minimal		Basic		Passing		Proficient		Advanced	

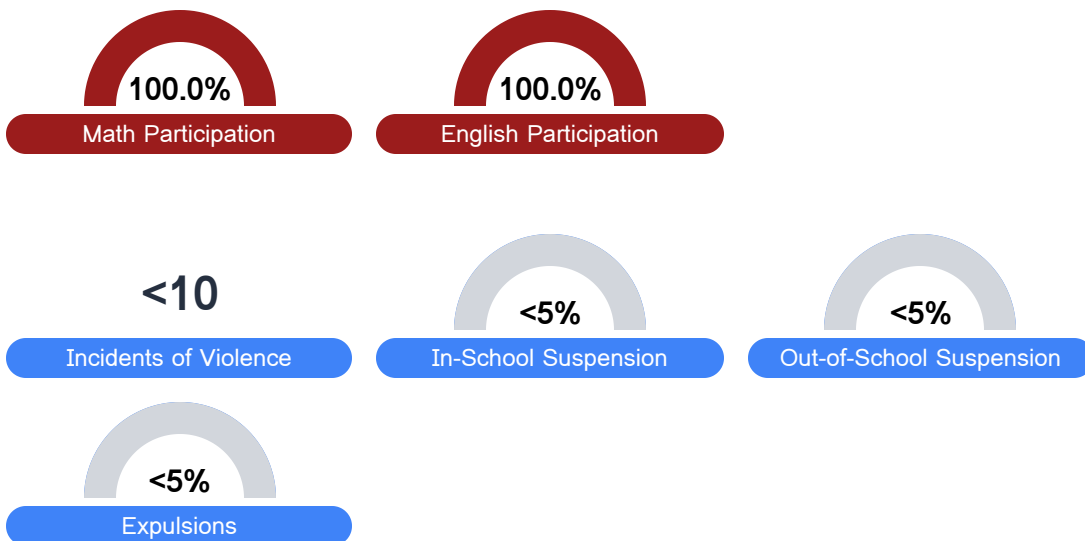
English

Level 1		Level 2		Level 3		Level 4		Level 5	
State	7.4%	State	20.4%	State	33.7%	State	29.0%	State	9.4%
District	0-10%	District	11-20%	District	21-30%	District	31-40%	District	11-20%
School	5.8%	School	9.4%	School	19.4%	School	51.1%	School	14.4%
Minimal		Basic		Passing		Proficient		Advanced	

Science

Level 1		Level 2		Level 3		Level 4	
State	13.6%	State	24.0%	State	20.7%	State	20.7%
District	5.3%	District	16.3%	District	26.0%	District	26.0%
School	N/A	School	N/A	School	N/A	School	N/A
Minimal		Basic		Proficient		Advanced	

Student Assessment Participation



\* Source: 2017-2018 Civil Rights Data Collection

Other Data



14.9%

Chronic Absenteeism



\$8,240.38

Per-Pupil Expenditure