



Twenty Eighth St Elementary

Gulfport School District



3034 46th Avenue
Gulfport, MS 39501



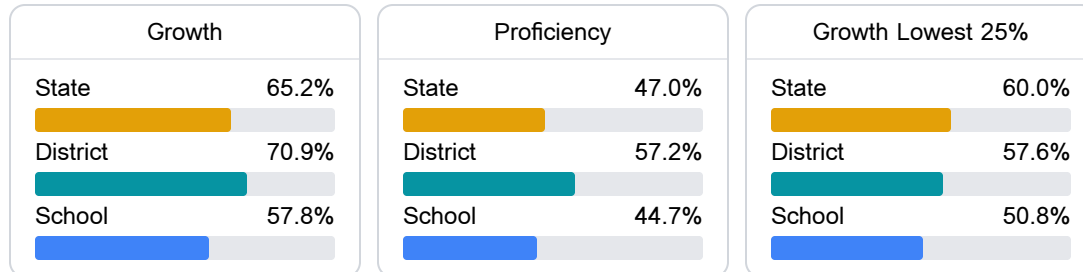
Robin Auringer
robin.auringer@gulfportschools.org

School Accountability Grade Components

Mississippi's accountability system assigns "A" through "F" letter grades for schools and districts. Grades are based on student achievement, student growth, student participation in testing, and other academic measures.

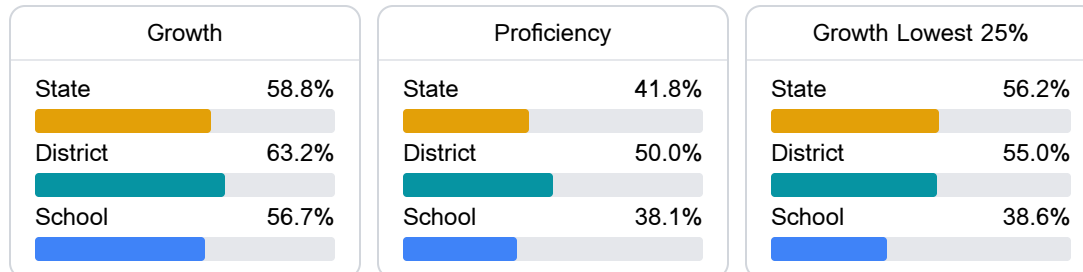
Math

Measurements of student performance on the statewide math assessment.



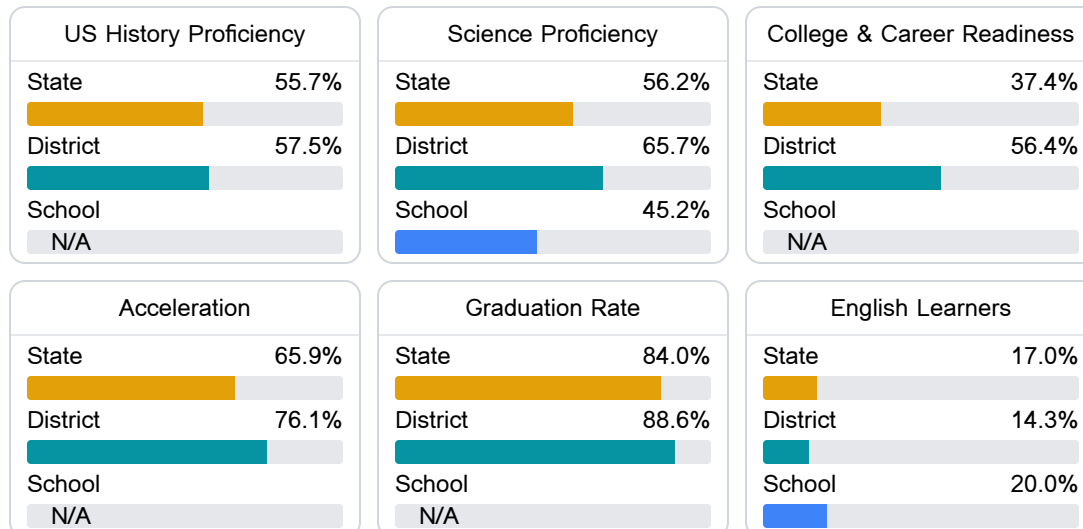
English

Measurements of student performance on the statewide English language arts (ELA) assessment.



Other Measures

Other measurements of student performance that factor into the accountability grade.



Teacher Data

26.9

Teachers



71.9%

Experienced Teachers

0.0%

Provisional Teachers

100.0%

In-Field Teachers

Detailed Assessment and Other Data

Student Performance

The following information shows each level of student performance on statewide assessments.

Math

Level 1		Level 2		Level 3		Level 4		Level 5	
State	5.6%	State	17.7%	State	31.2%	State	31.3%	State	14.1%
District	0-10%	District	11-20%	District	21-30%	District	31-40%	District	21-30%
School	6.5%	School	15.7%	School	34.8%	School	30.4%	School	12.6%
Minimal		Basic		Passing		Proficient		Advanced	

English

Level 1		Level 2		Level 3		Level 4		Level 5	
State	6.8%	State	19.6%	State	33.5%	State	28.9%	State	11.2%
District	0-10%	District	11-20%	District	31-40%	District	31-40%	District	11-20%
School	8.7%	School	20.4%	School	32.9%	School	31.2%	School	6.9%
Minimal		Basic		Passing		Proficient		Advanced	

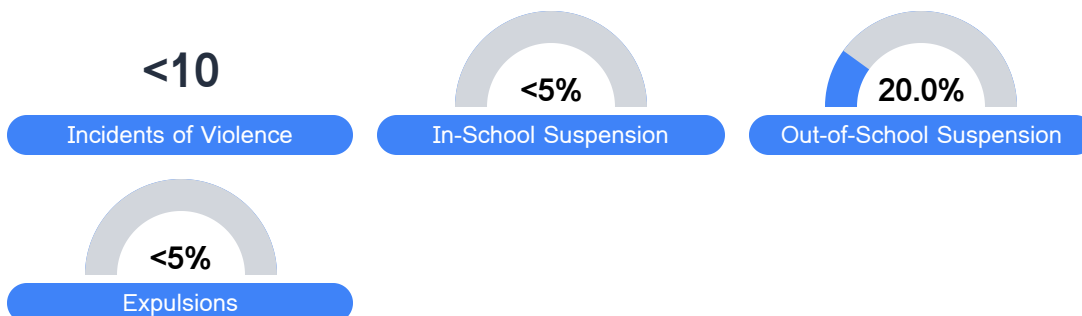
Science

Level 1		Level 2		Level 3		Level 4		Level 5	
State	10.3%	State	13.6%	State	23.4%	State	36.0%	State	16.7%
District	7.1%	District	12.9%	District	21.2%	District	39.9%	District	18.9%
School	0-10%	School	21-30%	School	21-30%	School	31-40%	School	0-10%
Minimal		Basic		Passing		Proficient		Advanced	

Student Assessment Participation



Discipline



* Source: 2017-2018 Civil Rights Data Collection

Other Data



16.8 %

Chronic Absenteeism



\$9,275.29

Per-Pupil Expenditure