



B West Elementary School

Gulfport School District

 4051 15th Street
Gulfport, MS 39501

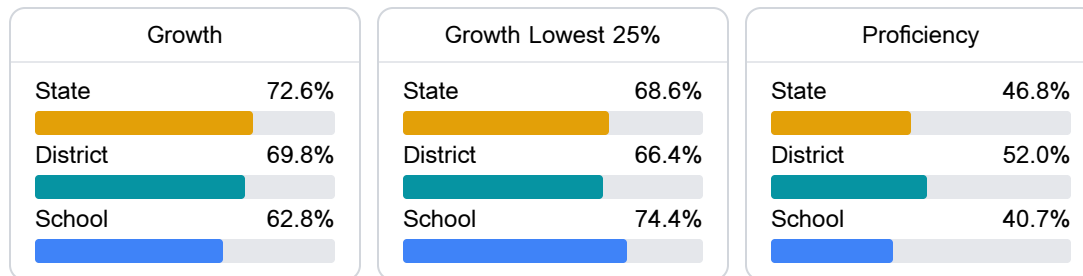
 Dr. Heather Chesman
heather.chesman@gulfportschools.org

School Accountability Grade Components

Mississippi's accountability system assigns "A" through "F" letter grades for schools and districts. Grades are based on student achievement, student growth, student participation in testing, and other academic measures. COVID - 19 pandemic disruptions continue to be reflected in 2021 - 2022 accountability data, particularly growth data.

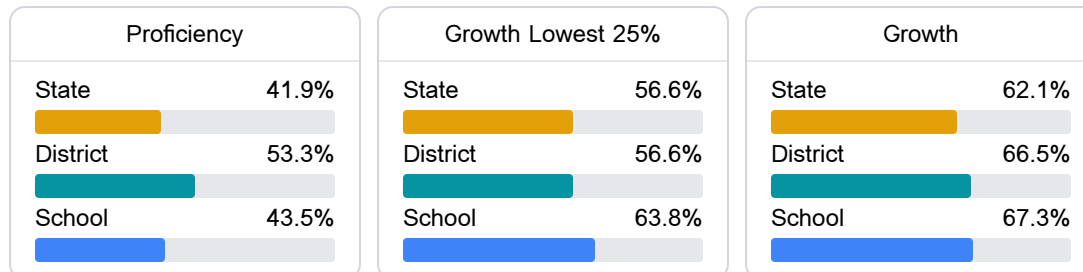
Math

Measurements of student performance on the statewide math assessment.



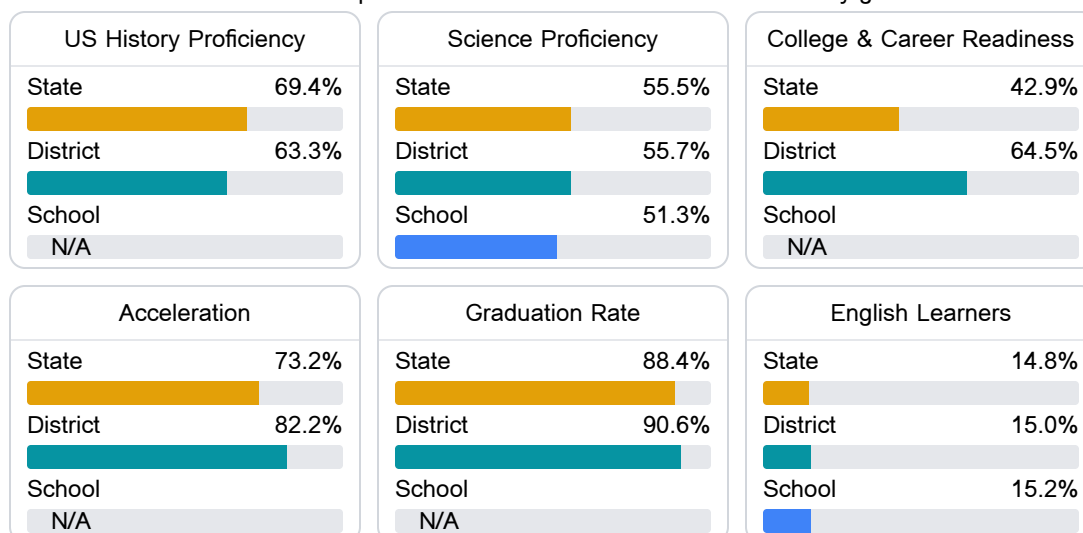
English

Measurements of student performance on the statewide English language arts (ELA) assessment.



Other Measures

Other measurements of student performance that factor into the accountability grade.



Teacher Data

37.7

Teachers



73.3%

Experienced Teachers

0.0%

Provisional Teachers

100.0%

In-Field Teachers

Detailed Assessment and Other Data

Student Performance

The following information shows each level of student performance on statewide assessments.

Math

Level 1		Level 2		Level 3		Level 4		Level 5	
State	7.0%	State	19.3%	State	27.3%	State	31.5%	State	15.0%
District	5.5%	District	17.7%	District	26.7%	District	32.9%	District	17.2%
School	7.3%	School	22.8%	School	32.1%	School	27.4%	School	10.4%
Minimal		Basic		Passing		Proficient		Advanced	

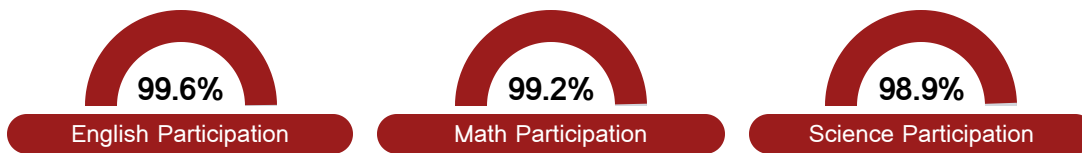
English

Level 1		Level 2		Level 3		Level 4		Level 5	
State	8.6%	State	18.9%	State	31.3%	State	29.1%	State	12.1%
District	5.8%	District	14.6%	District	28.0%	District	34.7%	District	16.9%
School	10.8%	School	23.5%	School	25.0%	School	34.6%	School	6.2%
Minimal		Basic		Passing		Proficient		Advanced	

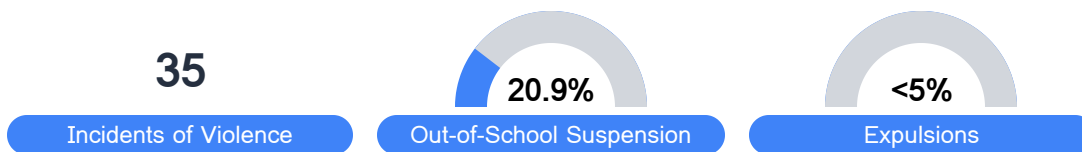
Science

Level 1		Level 2		Level 3		Level 4		Level 5	
State	11.0%	State	12.4%	State	22.5%	State	34.7%	State	19.4%
District	10.3%	District	12.8%	District	24.6%	District	35.4%	District	16.9%
School	9.8%	School	25.0%	School	16.3%	School	35.9%	School	13.0%
Minimal		Basic		Passing		Proficient		Advanced	

Student Assessment Participation



Discipline



Other Data



22.6%

Chronic Absenteeism



\$9,876.19

Per-Pupil Expenditure