



Gulfport Central Middle School

Gulfport School District



1310 42nd Avenue
Gulfport, MS 39501



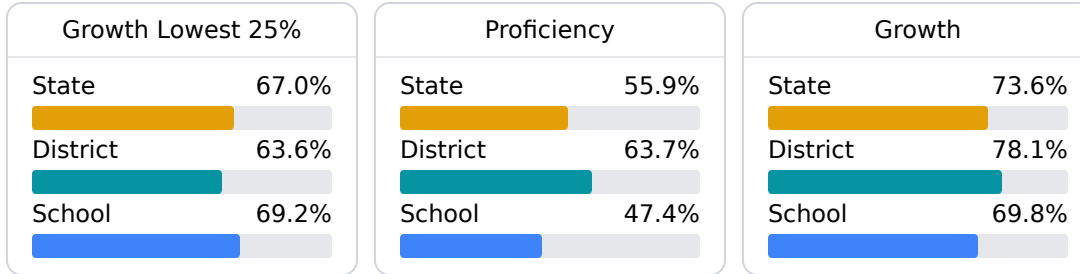
Patricia Moss
patricia.moss@gulfportschools.org

School Accountability Grade Components

Mississippi's accountability system assigns "A" through "F" letter grades for schools and districts. Grades are based on student achievement, student growth, student participation in testing, and other academic measures.

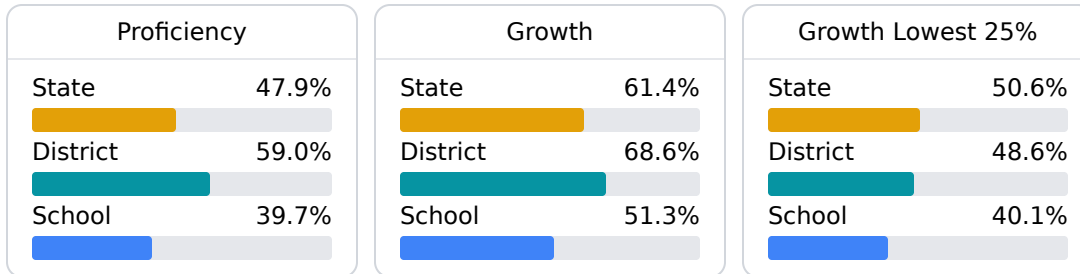
Math

Measurements of student performance on the statewide math assessment.



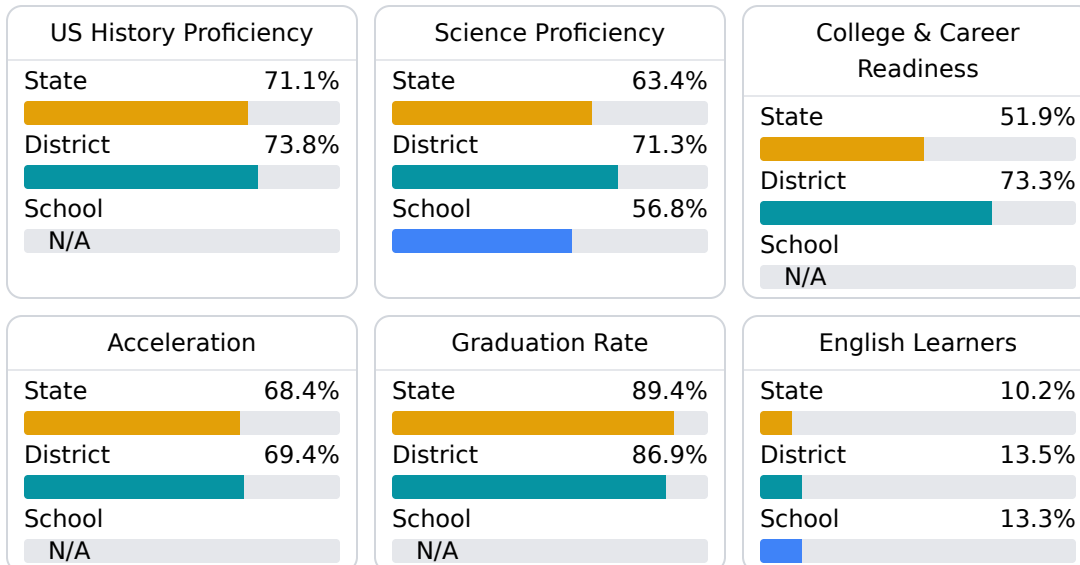
English

Measurements of student performance on the statewide English language arts (ELA) assessment.



Other Measures

Other measurements of student performance that factor into the accountability grade.



Teacher Data

47.8

Teachers



63.1%

Experienced Teachers

2.1%

Provisional Teachers

95.3%

In-Field Teachers

Detailed Assessment and Other Data

Student Performance

The following information shows each level of student performance on statewide assessments.

Math

Level 1	Level 2	Level 3	Level 4	Level 5
State 0-10%	State 11-20%	State 21-30%	State 31-40%	State 11-20%
District 0-10%	District 11-20%	District 21-30%	District 31-40%	District 21-30%
School 0-10%	School 11-20%	School 31-40%	School 31-40%	School 0-10%
Minimal	Basic	Passing	Proficient	Advanced

English

Level 1	Level 2	Level 3	Level 4	Level 5
State 9.1%	State 17.9%	State 27.3%	State 28.8%	State 16.9%
District 6.7%	District 12.8%	District 24.8%	District 32.4%	District 23.4%
School 12.4%	School 19.1%	School 33.5%	School 23.9%	School 11.2%
Minimal	Basic	Passing	Proficient	Advanced

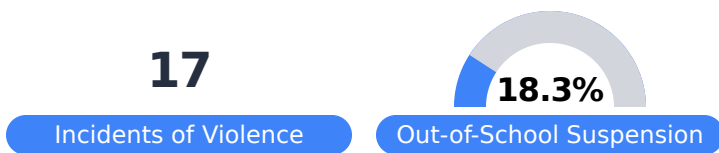
Science

Level 1	Level 2	Level 3	Level 4	Level 5
State 11.2%	State 11.0%	State 19.5%	State 34.8%	State 23.5%
District 8.6%	District 9.3%	District 19.1%	District 36.1%	District 27.0%
School 11.3%	School 11.9%	School 25.6%	School 36.3%	School 14.9%
Minimal	Basic	Passing	Proficient	Advanced

Student Assessment Participation



Discipline



Other Data



16.8%

Chronic Absenteeism