



Gulfport Central Middle School

Gulfport School District



1310 42nd Avenue
Gulfport, MS 39501



Patricia Moss
patricia.moss@gulfportschools.org

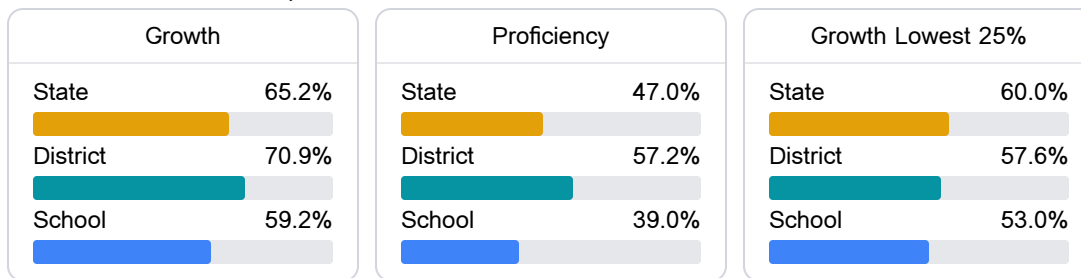
Identified for **Additional Targeted Support and Improvement**

School Accountability Grade Components

Mississippi's accountability system assigns "A" through "F" letter grades for schools and districts. Grades are based on student achievement, student growth, student participation in testing, and other academic measures.

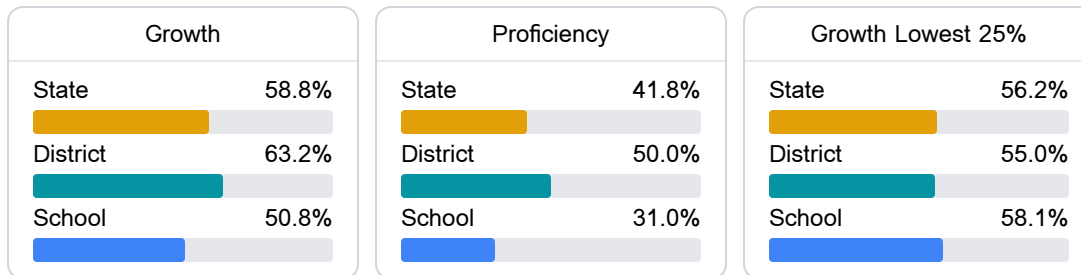
Math

Measurements of student performance on the statewide math assessment.



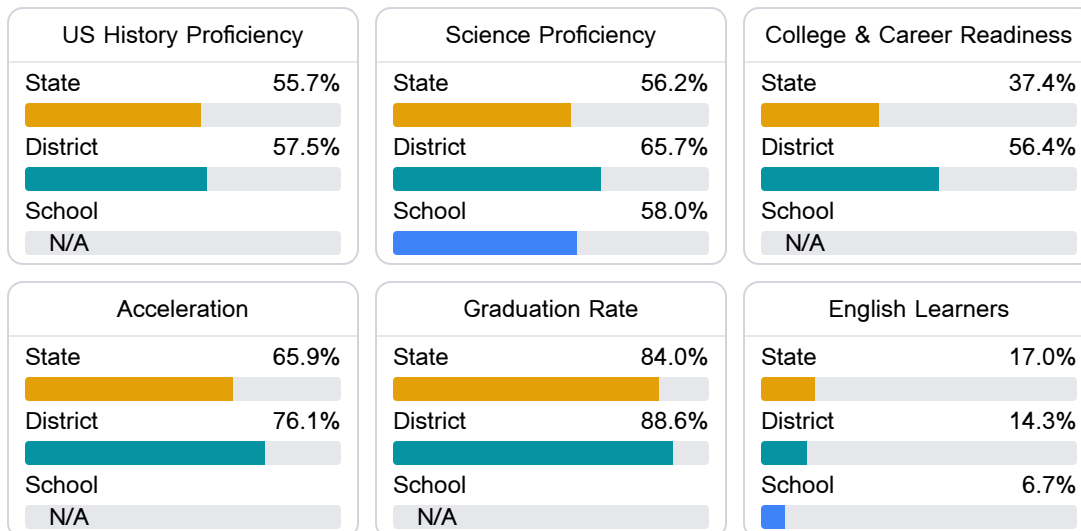
English

Measurements of student performance on the statewide English language arts (ELA) assessment.



Other Measures

Other measurements of student performance that factor into the accountability grade.



Teacher Data

46.0

Teachers



63.5%

Experienced Teachers

4.7%

Provisional Teachers

97.3%

In-Field Teachers

Detailed Assessment and Other Data

Student Performance

The following information shows each level of student performance on statewide assessments.

Math

Level 1		Level 2		Level 3		Level 4		Level 5	
State	5.6%	State	17.7%	State	31.2%	State	31.3%	State	14.1%
District	0-10%	District	11-20%	District	21-30%	District	31-40%	District	21-30%
School	6.9%	School	22.1%	School	35.2%	School	26.8%	School	9.1%
Minimal		Basic		Passing		Proficient		Advanced	

English

Level 1		Level 2		Level 3		Level 4		Level 5	
State	6.8%	State	19.6%	State	33.5%	State	28.9%	State	11.2%
District	0-10%	District	11-20%	District	31-40%	District	31-40%	District	11-20%
School	7.9%	School	17.9%	School	45.6%	School	22.5%	School	6.1%
Minimal		Basic		Passing		Proficient		Advanced	

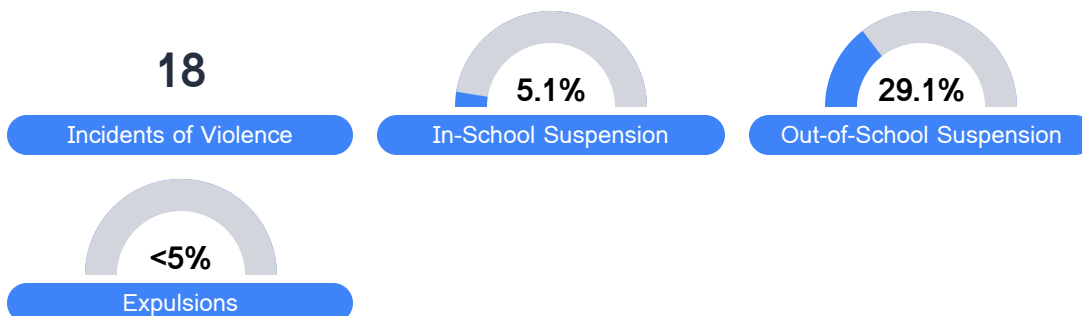
Science

Level 1		Level 2		Level 3		Level 4		Level 5	
State	10.3%	State	13.6%	State	23.4%	State	36.0%	State	16.7%
District	7.1%	District	12.9%	District	21.2%	District	39.9%	District	18.9%
School	13.6%	School	14.6%	School	30.1%	School	34.5%	School	7.3%
Minimal		Basic		Passing		Proficient		Advanced	

Student Assessment Participation



Discipline



<5%

Expulsions

* Source: 2017-2018 Civil Rights Data Collection

Other Data



17.2 %

Chronic Absenteeism



\$9,031.22

Per-Pupil Expenditure